

September, 2009 CPNA Web Report

Web Site Updates

Nothing substantial

Members List

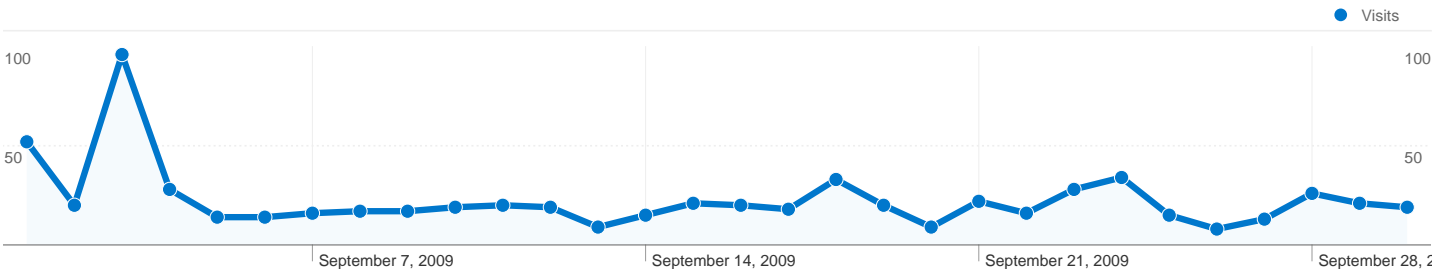
Current Membership totals.

Level	Total	Active	Renewal overdue	Lapsed	Pending			New in last	
					New	Renewal	Level change	7 days	30 days
Board Member	19	14	5	5	-	-	-	-	-
Member (Family with auto-renew)	11	10	-	-	1	-	-	1	1
Member (Family)	226	221	6	4	1	-	-	1	2
Member (Senior Citizen)	53	53	-	-	-	-	-	-	-
Member (Senior with auto-renew)	2	2	-	-	-	-	-	-	-
Board Member	19	14	5	5	-	-	-	-	-

News Feed Subscribers

The numbers below reflect only the subscribers that subscribed through Feedburner.

RSS Feed	Subscribers
CPNA News	36
CPNA Calendar	23



Site Usage

679 Visits

46.10% Bounce Rate

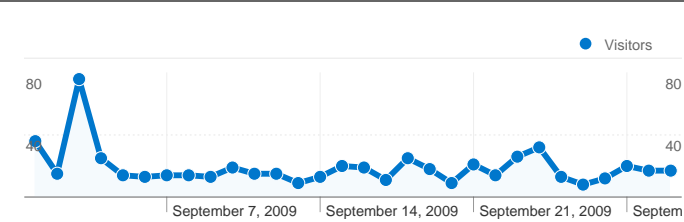
2,606 Pageviews

00:02:28 Avg. Time on Site

3.84 Pages/Visit

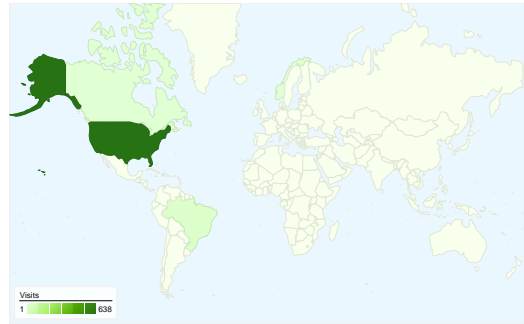
49.48% % New Visits

Visitors Overview

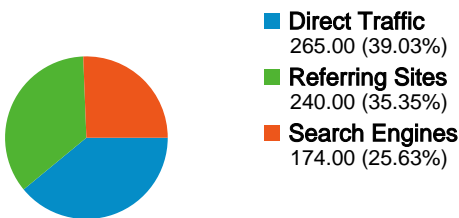


Visitors
442

Map Overlay world

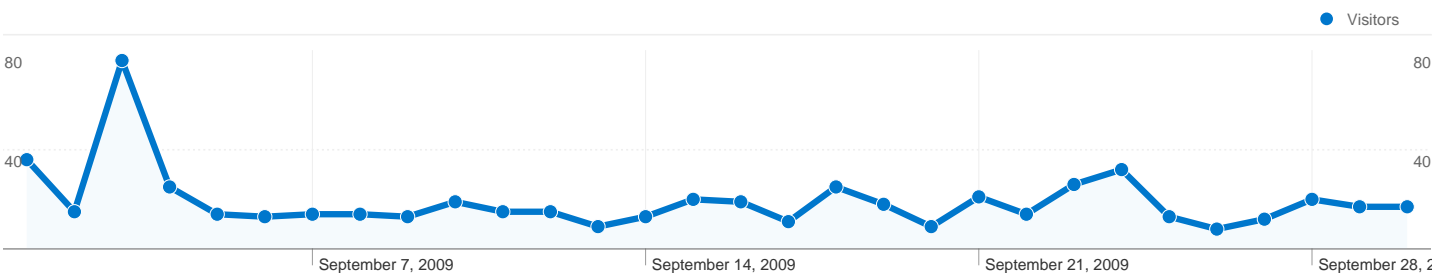


Traffic Sources Overview



Content Overview

Pages	Pageviews	% Pageviews
/	552	21.18%
/calendar	99	3.80%
/newsletters	95	3.65%
/Default.aspx	89	3.42%
/hht	81	3.11%



442 people visited this site

679 Visits

442 Absolute Unique Visitors

2,606 Pageviews

3.84 Average Pageviews

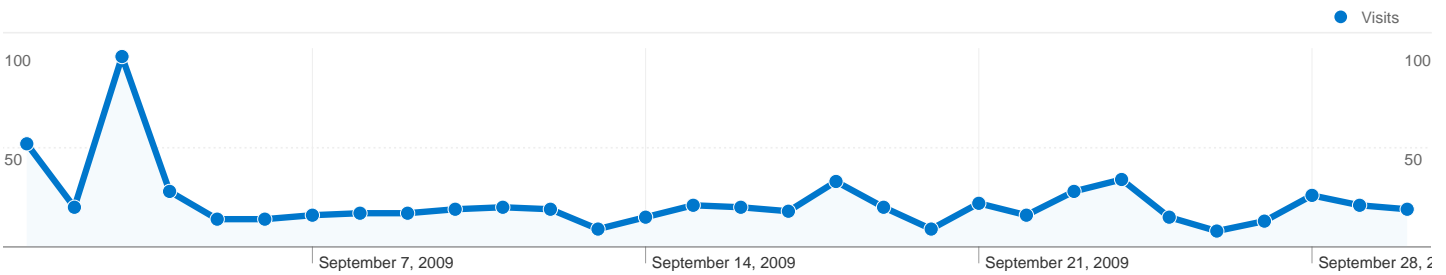
00:02:28 Time on Site

46.10% Bounce Rate




49.48% New Visits

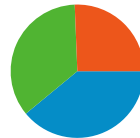
Technical Profile

Browser	Visits	% visits	Connection Speed	Visits	% visits
Internet Explorer	363	53.46%	Cable	397	58.47%
Safari	140	20.62%	DSL	118	17.38%
Firefox	139	20.47%	Unknown	96	14.14%
Chrome	23	3.39%	T1	47	6.92%
(not set)	11	1.62%	Dialup	13	1.91%



All traffic sources sent a total of 679 visits

-  **39.03% Direct Traffic**
-  **35.35% Referring Sites**
-  **25.63% Search Engines**

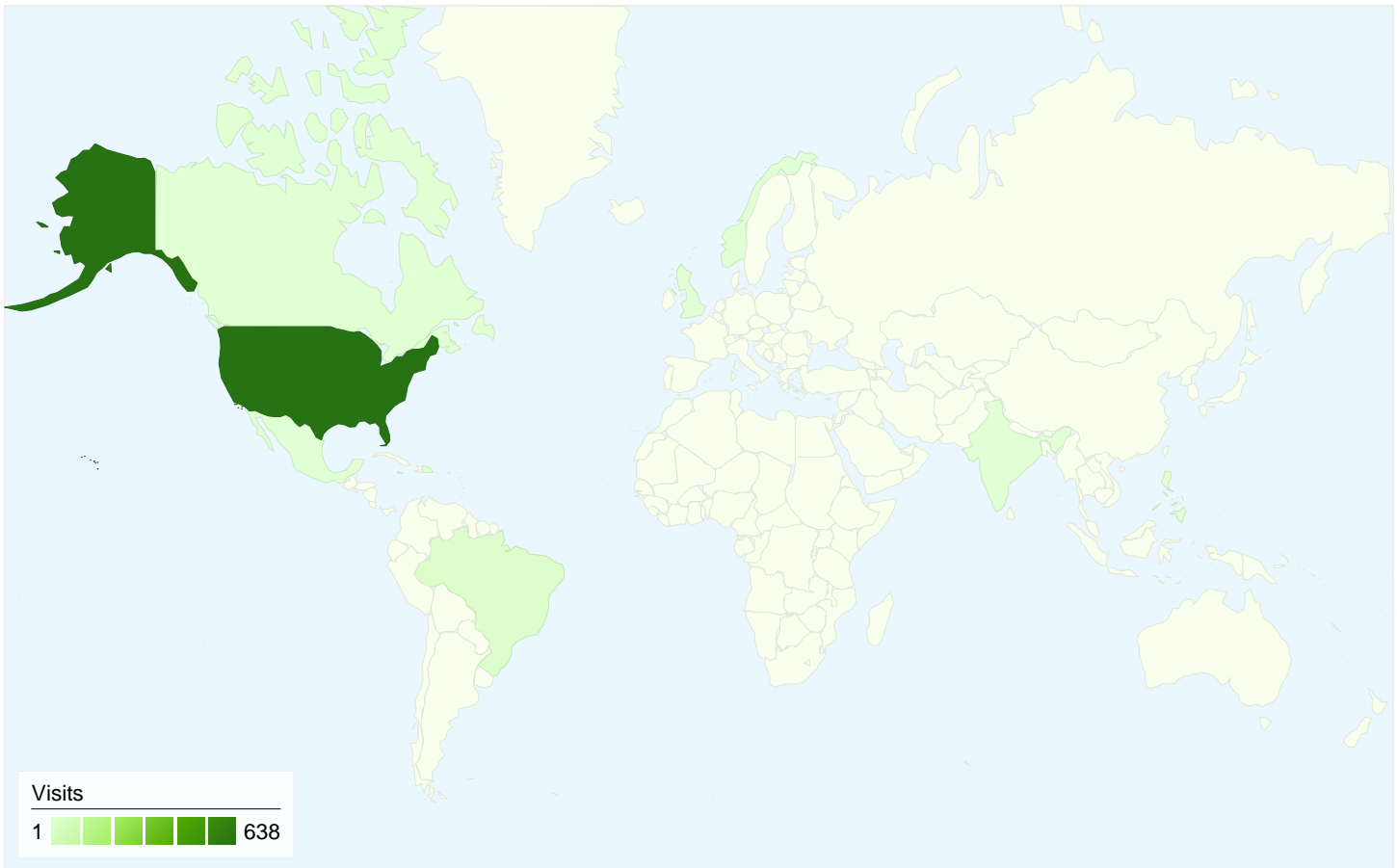


- **Direct Traffic**
265.00 (39.03%)
- **Referring Sites**
240.00 (35.35%)
- **Search Engines**
174.00 (25.63%)

Top Traffic Sources

Sources	Visits	% visits
(direct) ((none))	265	39.03%
google (organic)	95	13.99%
yahoo (organic)	57	8.39%
en.wikipedia.org (referral)	56	8.25%
google.com (referral)	49	7.22%

Keywords	Visits	% visits
college park neighborhood	34	19.54%
college park orlando	30	17.24%
college park florida	6	3.45%
college park fl	5	2.87%
college park orlando fl	5	2.87%

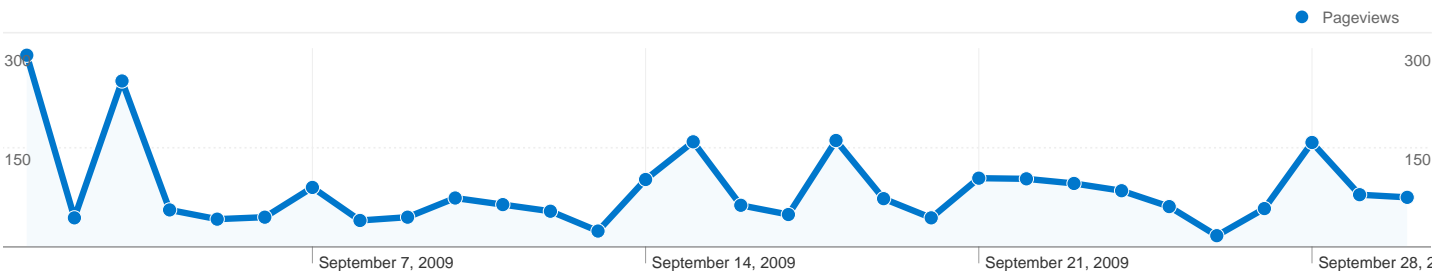


679 visits came from 11 countries/territories

Site Usage

Country/Territory	Visits	Pages/Visit	Avg. Time on Site	% New Visits	Bounce Rate
Visits 679 % of Site Total: 100.00%	Pages/Visit 3.84 Site Avg: 3.84 (0.00%)	Avg. Time on Site 00:02:28 Site Avg: 00:02:28 (0.00%)	% New Visits 49.63% Site Avg: 49.48% (0.30%)	Bounce Rate 46.10% Site Avg: 46.10% (0.00%)	
United States	638	3.88	00:02:33	50.47%	45.61%
Brazil	19	1.79	00:00:36	5.26%	42.11%
(not set)	9	4.56	00:02:02	44.44%	55.56%
Canada	4	11.00	00:04:28	75.00%	25.00%
Norway	2	1.00	00:00:00	0.00%	100.00%
Philippines	2	1.00	00:00:00	100.00%	100.00%
India	1	3.00	00:03:29	100.00%	0.00%
United Kingdom	1	1.00	00:00:00	100.00%	100.00%
Dominican Republic	1	1.00	00:00:00	100.00%	100.00%

Jamaica	1	1.00	00:00:00	100.00%	100.00%
					1 - 10 of 11



Pages on this site were viewed a total of 2,606 times

2,606 Pageviews

2,044 Unique Views

46.10% Bounce Rate

Top Content

Pages	Pageviews	% Pageviews
/	552	21.18%
/calendar	99	3.80%
/newsletters	95	3.65%
/Default.aspx	89	3.42%
/hht	81	3.11%