

November, 2009 CPNA Web Report

Web Site Updates

Since the last report, new features are:

- Added Facebook Fan Page that automatically posts our RSS News Feed.

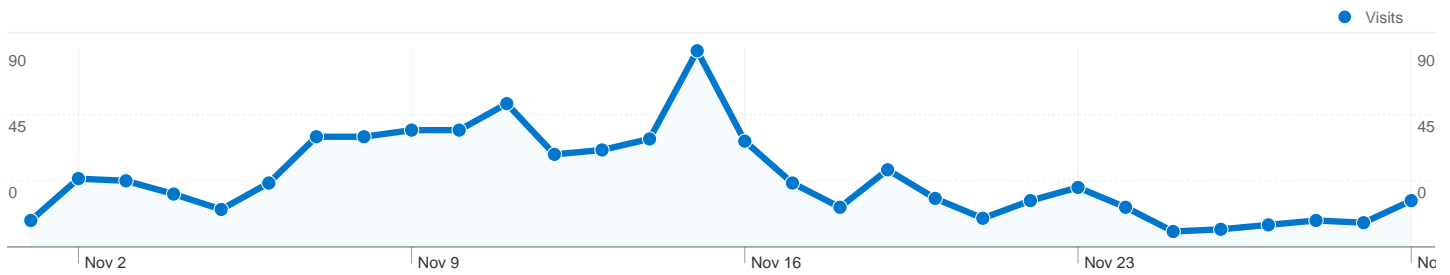
Members List

Current Membership totals.

Level	Total	Active	Renewal overdue	Lapsed	Pending		New in last		
					New	Renewal	Level change	7 days	30 days
Board Member	19	17	2	2	-	-	-	-	-
Member (Family with auto-renew)	10	10	-	-	-	-	-	-	1
Member (Family)	273	270	46	2	1	-	-	-	42
Member (Senior Citizen)	56	56	10	-	-	-	-	-	12
Member (Senior with auto-renew)	2	2	-	-	-	-	-	-	-
Other contacts	-	-	-	-	-	-	-	-	-
Other contacts (admin)	1	1	-	-	-	-	-	-	-
Total	361	356	58	4	1	-	-	-	55

Facebook Fans/ Feed Subscribers

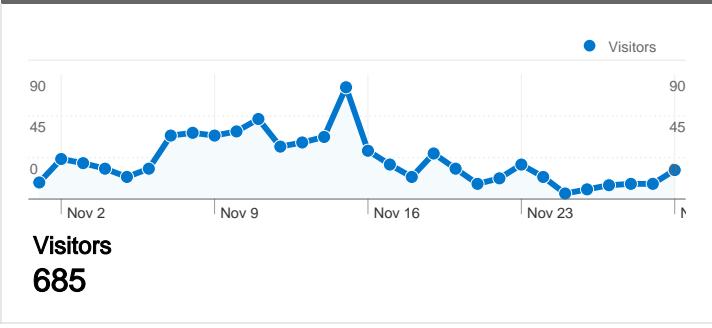
Subscribers	
CPNA News	33
CPNA Calendar	22
Facebook	33



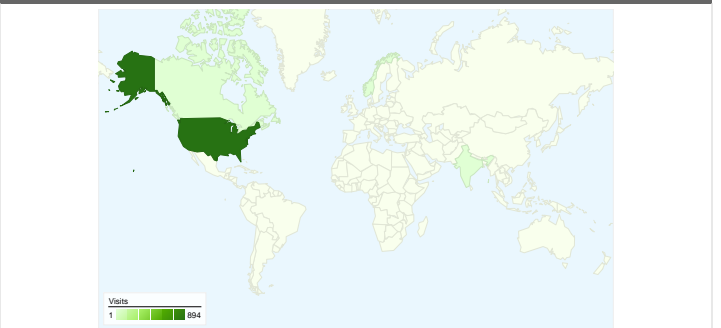
Site Usage

938 Visits	39.77% Bounce Rate
3,409 Pageviews	00:02:35 Avg. Time on Site
3.63 Pages/Visit	61.94% % New Visits

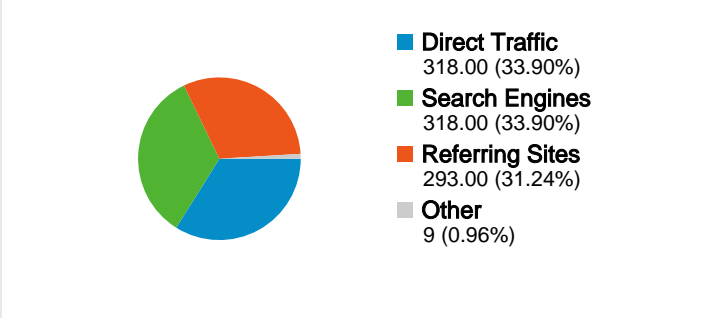
Visitors Overview



Map Overlay world

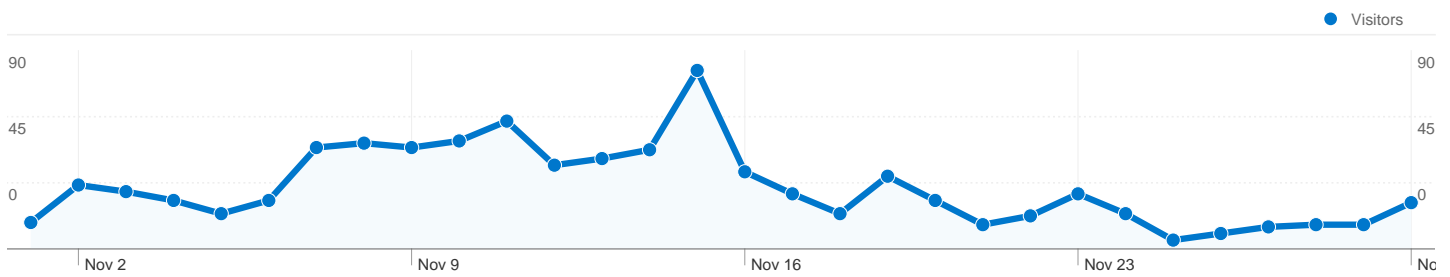


Traffic Sources Overview



Content Overview

Pages	Pageviews	% Pageviews
/	779	22.85%
/hht	529	15.52%
/calendar?eventId=74250&Eve	178	5.22%
/calendar?eventId=74250&Eve	128	3.75%
/parks	99	2.90%



685 people visited this site

938 Visits

685 Absolute Unique Visitors

3,409 Pageviews

3.63 Average Pageviews

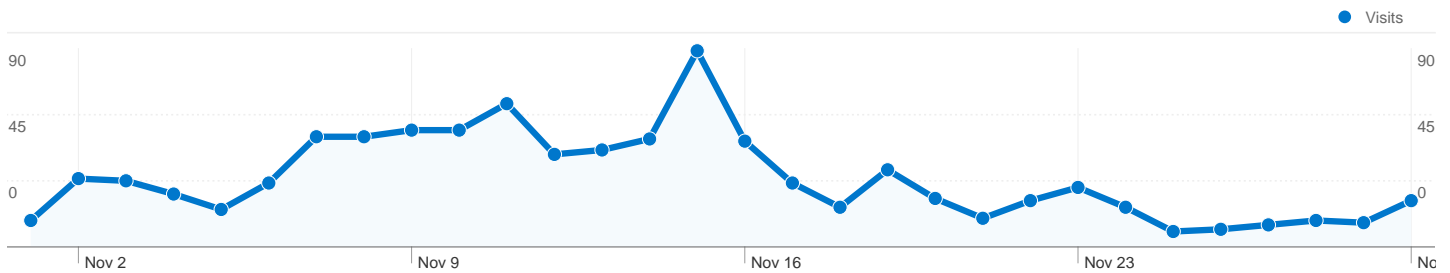
00:02:35 Time on Site

39.77% Bounce Rate




61.94% New Visits

Technical Profile

Browser	Visits	% visits	Connection Speed	Visits	% visits
Internet Explorer	519	55.33%	Cable	584	62.26%
Firefox	202	21.54%	DSL	155	16.52%
Safari	179	19.08%	Unknown	107	11.41%
Chrome	33	3.52%	T1	51	5.44%
Mozilla Compatible Agent	2	0.21%	OC3	21	2.24%



All traffic sources sent a total of 938 visits

-  33.90% Direct Traffic
-  31.24% Referring Sites
-  33.90% Search Engines

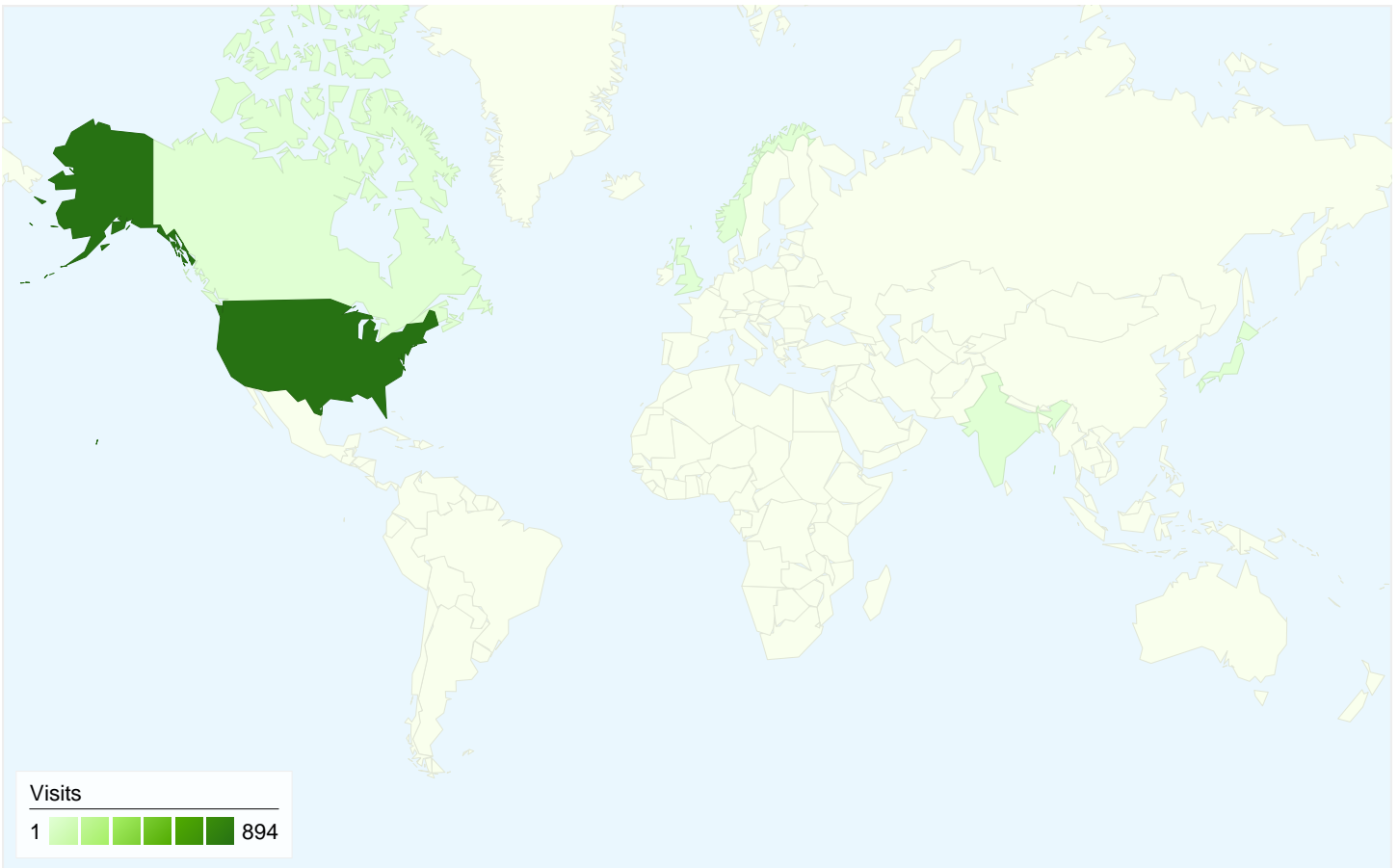


- **Direct Traffic**
318.00 (33.90%)
- **Search Engines**
318.00 (33.90%)
- **Referring Sites**
293.00 (31.24%)
- **Other**
9 (0.96%)

Top Traffic Sources

Sources	Visits	% visits
(direct) ((none))	318	33.90%
google (organic)	194	20.68%
yahoo (organic)	78	8.32%
en.wikipedia.org (referral)	43	4.58%
facebook.com (referral)	38	4.05%

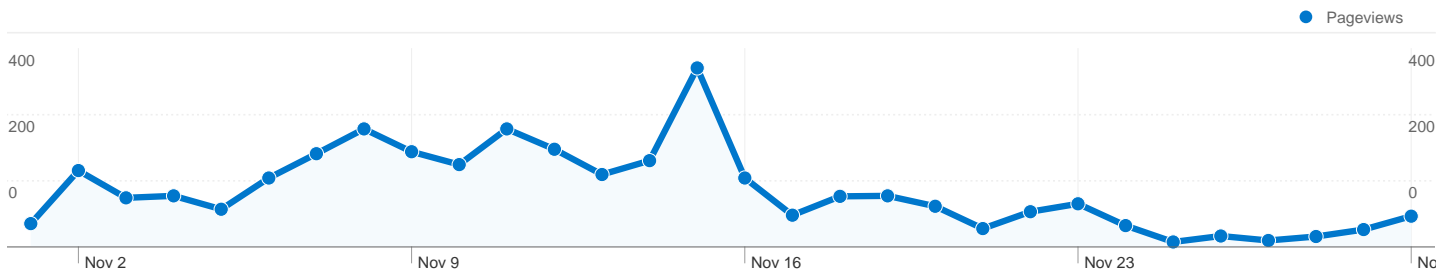
Keywords	Visits	% visits
college park orlando	39	12.26%
college park neighborhood	29	9.12%
collegeparkorlando.org	17	5.35%
college park florida	13	4.09%
college park historic home tour	12	3.77%



938 visits came from 7 countries/territories

Site Usage

Visits 938 % of Site Total: 100.00%	Pages/Visit 3.63 Site Avg: 3.63 (0.00%)	Avg. Time on Site 00:02:35 Site Avg: 00:02:35 (0.00%)	% New Visits 61.94% Site Avg: 61.94% (0.00%)	Bounce Rate 39.77% Site Avg: 39.77% (0.00%)	
Country/Territory	Visits	Pages/Visit	Avg. Time on Site	% New Visits	Bounce Rate
United States	894	3.60	00:02:37	61.97%	39.93%
(not set)	32	3.94	00:01:56	56.25%	34.38%
Canada	6	2.67	00:00:51	83.33%	50.00%
India	3	11.67	00:04:38	33.33%	33.33%
Norway	1	1.00	00:00:00	100.00%	100.00%
Japan	1	10.00	00:01:29	100.00%	0.00%
United Kingdom	1	5.00	00:01:09	100.00%	0.00%



Pages on this site were viewed a total of 3,409 times

3,409 Pageviews

2,599 Unique Views

39.77% Bounce Rate

Top Content

Pages	Pageviews	% Pageviews
/	779	22.85%
/hht	529	15.52%
/calendar?eventId=74250&EventViewMode=2&CalendarViewTyp	178	5.22%
/calendar?eventId=74250&EventViewMode=EventDetails	128	3.75%
/parks	99	2.90%