

# May, 2009 CPNA Web Report

## Web Site Updates

Since the last report, new features are:

- Changed the entire look of the site.
- Scanned in all of the past Historic Homes Tour brochures.

## Members List

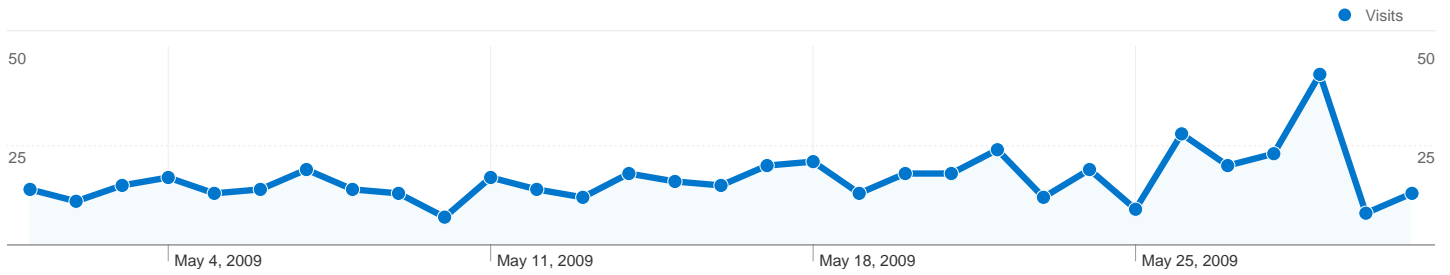
Current Membership totals.

Level	Total	Active	Renewal overdue	Lapsed	Pending			New in last	
					New	Renewal	Level change	7 days	30 days
Member (Senior Citizen)	54	54	-	-	-	-	-	-	-
Member (Senior with auto-renew)	2	2	-	-	-	-	-	-	-
Board Member	19	18	1	1	-	-	-	-	-
Member (Family with auto-renew)	9	9	-	-	-	-	-	-	-
Member (Family)	264	261	1	1	2	-	-	-	-
<b>Total</b>	<b>349</b>	<b>345</b>	<b>2</b>	<b>2</b>	<b>2</b>	<b>-</b>			
Member (Senior Citizen)	54	54	-	-	-	-	-	-	-

## News Feed Subscribers

Note that the numbers below reflect only the subscribers that subscribed through Feedburner.

RSS Feed	Number of Subscribers
CPNA News	36
CPNA Calendar	20



**Site Usage**

**518** Visits

**43.44%** Bounce Rate

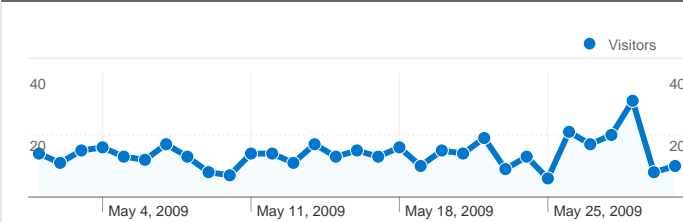
**3,055** Pageviews

**00:04:44** Avg. Time on Site

**5.90** Pages/Visit

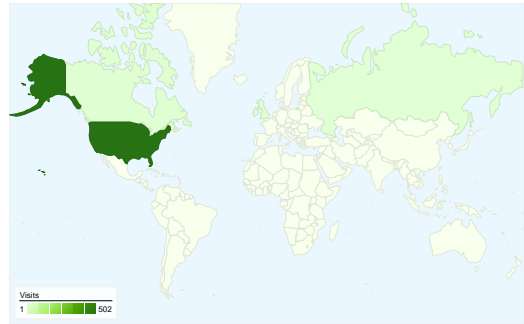
**61.97%** % New Visits

**Visitors Overview**

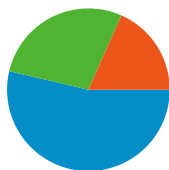


**Visitors**  
**358**

**Map Overlay world**



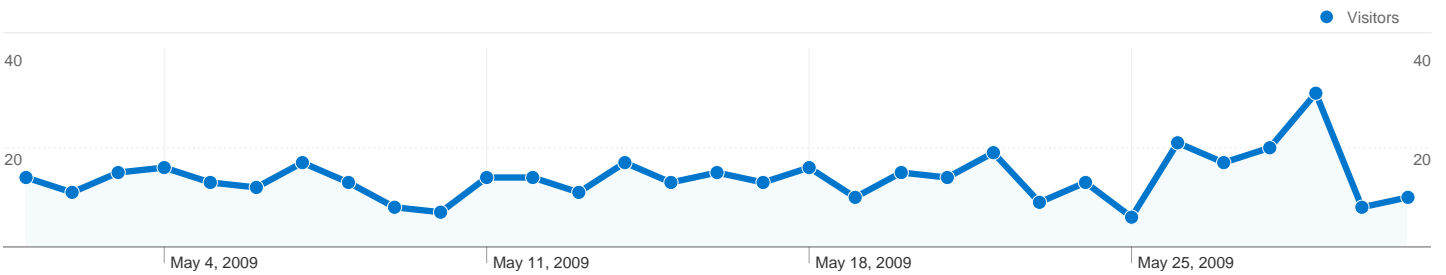
**Traffic Sources Overview**



- **Search Engines**  
278.00 (53.67%)
- **Referring Sites**  
145.00 (27.99%)
- **Direct Traffic**  
95.00 (18.34%)

**Content Overview**

Pages	Pageviews	% Pageviews
/	620	20.29%
/Default.aspx	185	6.06%
/forum	109	3.57%
/news	101	3.31%
/calendar	84	2.75%



## 358 people visited this site

**518** Visits

**358** Absolute Unique Visitors

**3,055** Pageviews

**5.90** Average Pageviews

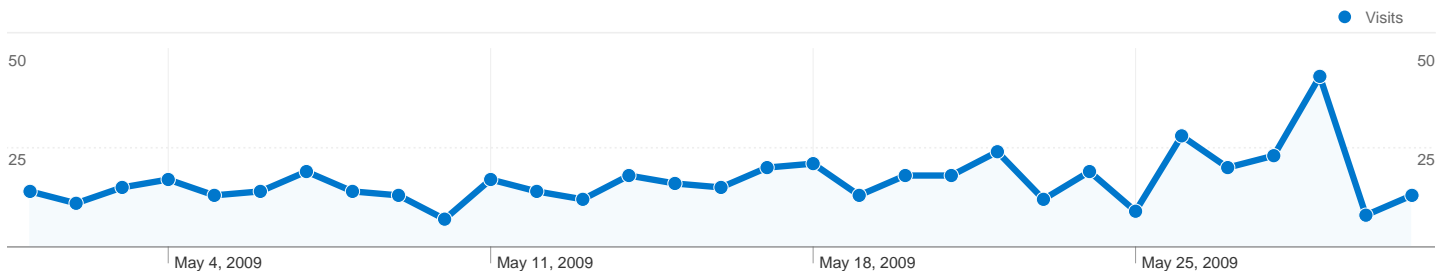
**00:04:44** Time on Site

**43.44%** Bounce Rate




**61.97%** New Visits

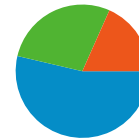
## Technical Profile

Browser	Visits	% visits	Connection Speed	Visits	% visits
Internet Explorer	253	48.84%	Cable	335	64.67%
Firefox	145	27.99%	DSL	71	13.71%
Chrome	79	15.25%	Unknown	55	10.62%
Safari	38	7.34%	T1	41	7.92%
Mozilla	1	0.19%	Dialup	9	1.74%



## All traffic sources sent a total of 518 visits

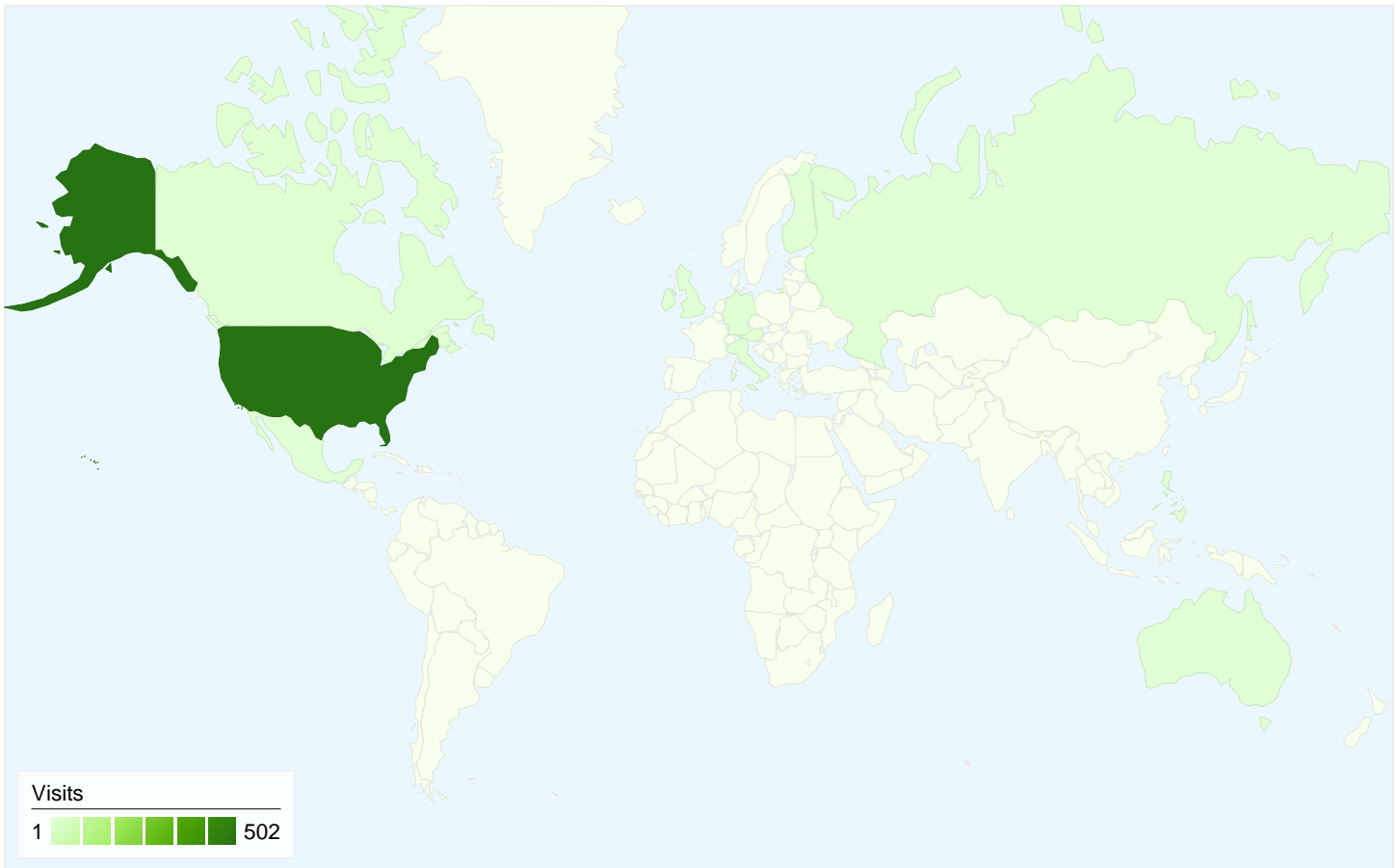
-  18.34% Direct Traffic
-  27.99% Referring Sites
-  53.67% Search Engines



- Search Engines  
278.00 (53.67%)
- Referring Sites  
145.00 (27.99%)
- Direct Traffic  
95.00 (18.34%)

## Top Traffic Sources

Sources	Visits	% visits	Keywords	Visits	% visits
google (organic)	185	35.71%	sunday in the park	72	25.90%
(direct) ((none))	95	18.34%	college park orlando	39	14.03%
yahoo (organic)	74	14.29%	college park neighborhood	31	11.15%
en.wikipedia.org (referral)	61	11.78%	college park florida	16	5.76%
google.com (referral)	21	4.05%	college park, orlando	11	3.96%

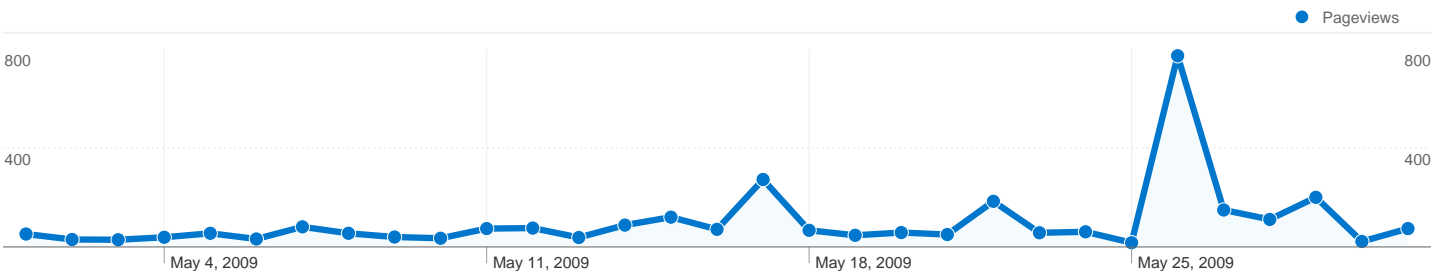


**518 visits came from 12 countries/territories**

Site Usage

<b>Visits</b> <b>518</b> % of Site Total: 100.00%	<b>Pages/Visit</b> <b>5.90</b> Site Avg: 5.90 (0.00%)	<b>Avg. Time on Site</b> <b>00:04:44</b> Site Avg: 00:04:44 (0.00%)	<b>% New Visits</b> <b>62.36%</b> Site Avg: 61.97% (0.62%)	<b>Bounce Rate</b> <b>43.44%</b> Site Avg: 43.44% (0.00%)	
Country/Territory	Visits	Pages/Visit	Avg. Time on Site	% New Visits	Bounce Rate
United States	502	5.97	00:04:49	61.16%	43.43%
Canada	5	4.40	00:00:41	100.00%	40.00%
Russia	2	10.50	00:09:04	100.00%	0.00%
Ireland	1	1.00	00:00:00	100.00%	100.00%
United Kingdom	1	6.00	00:02:00	100.00%	0.00%
Philippines	1	2.00	00:04:10	100.00%	0.00%
Italy	1	1.00	00:00:00	100.00%	100.00%
Austria	1	2.00	00:01:02	100.00%	0.00%
Mexico	1	1.00	00:00:00	100.00%	100.00%

Australia	1	1.00	00:00:00	100.00%	100.00%
					1 - 10 of 12



Pages on this site were viewed a total of 3,055 times

 **3,055** Pageviews

 **1,774** Unique Views

 **43.44%** Bounce Rate

## Top Content

Pages	Pageviews	% Pageviews
/	620	20.29%
/Default.aspx	185	6.06%
/forum	109	3.57%
/news	101	3.31%
/calendar	84	2.75%

