

March, 2009 CPNA Web Report

Web Site Updates

Since the last report, new features are:

- Rearranged menus due to dynamic fly-out menus that were added to the navigation menus.
- Rearranged Home page to better feature News and Events

Members List

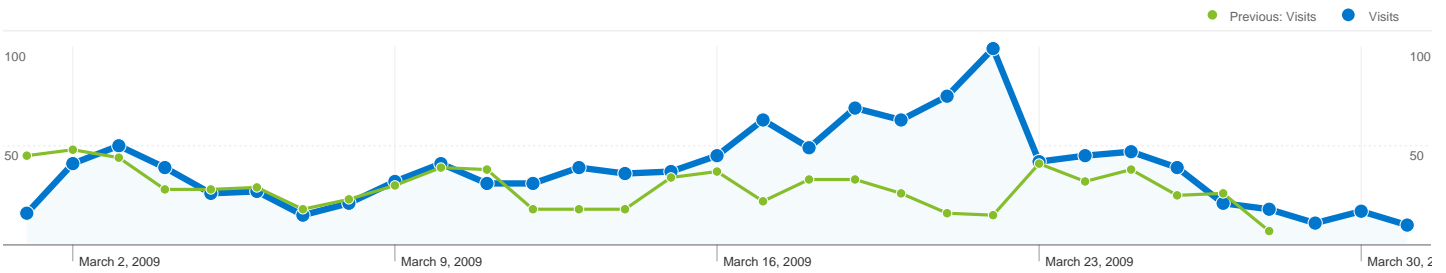
Current Membership totals.

Level	Total	Active	Renewal overdue	Lapsed	Pending			New in last	
					New	Renewal	Level change	7 days	30 days
Member (Senior Citizen)	51	51	-	-	-	-	-	-	
Member (Senior with auto-renew)	2	2	-	-	-	-	-	-	
Board Member	19	18	1	1	-	-	-	-	
Member (Family with auto-renew)	9	9	-	-	-	-	-	2	
Member (Family)	176	173	1	1	2	-	-	2	
Total	258	254	2	2	2	-	-	4	
Archived	348								

News Feed Subscribers

Note that the numbers below reflect only the subscribers that subscribed through Feedburner.

RSS Feed	Number of Subscribers
CPNA News	27
CPNA Calendar	15



Site Usage

1,195 Visits

Previous: 809 (47.71%)

37.99% Bounce Rate

Previous: 35.97% (5.62%)

4,486 Pageviews

Previous: 3,624 (23.79%)

00:02:53 Avg. Time on Site

Previous: 00:03:12 (-9.84%)

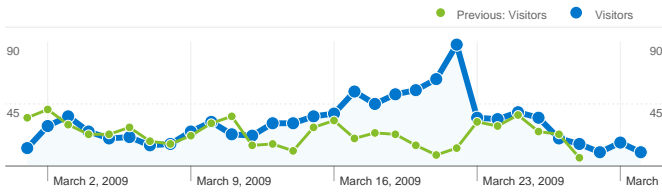
3.75 Pages/Visit

Previous: 4.48 (-16.20%)

56.07% % New Visits

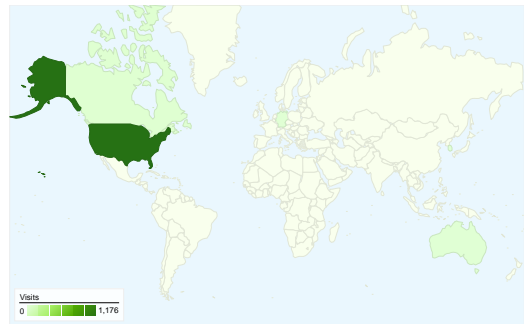
Previous: 51.05% (9.83%)

Visitors Overview

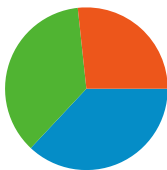


Visitors
740

Map Overlay world

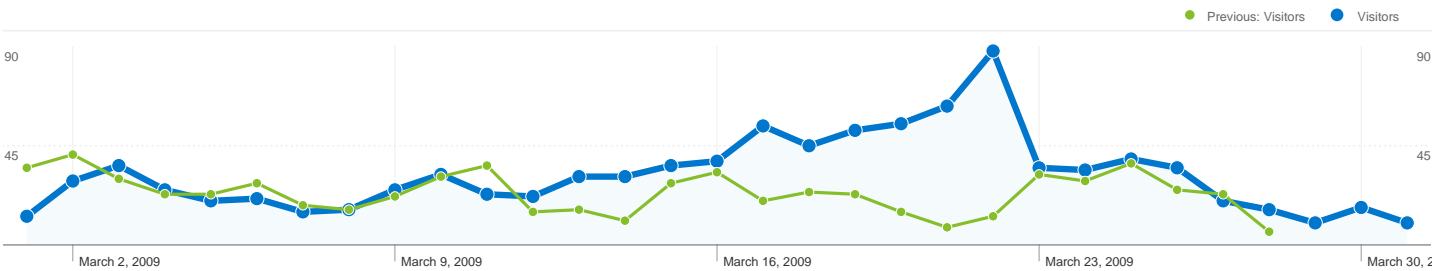


Traffic Sources Overview



- **Search Engines**
442.00 (36.99%)
- **Direct Traffic**
434.00 (36.32%)
- **Referring Sites**
319.00 (26.69%)


Content Overview		
Pages	Pageviews	% Pageviews
/		
Mar 1, 2009 - Mar 31, 2009	1,020	22.74%
Feb 1, 2009 - Feb 28, 2009	639	17.63%
% Change	59.62%	28.95%
/sip		
Mar 1, 2009 - Mar 31, 2009	381	8.49%
Feb 1, 2009 - Feb 28, 2009	0	0.00%
% Change	100.00%	100.00%
/calendar?eventId=37018&EventViewMode=EventDetails		
Mar 1, 2009 - Mar 31, 2009	173	3.86%
Feb 1, 2009 - Feb 28, 2009	71	1.96%
% Change	143.66%	96.84%
/calendar		
Mar 1, 2009 - Mar 31, 2009	122	2.72%
Feb 1, 2009 - Feb 28, 2009	153	4.22%
% Change	-20.26%	-35.58%
/forum		
Mar 1, 2009 - Mar 31, 2009	98	2.18%
Feb 1, 2009 - Feb 28, 2009	206	5.68%
% Change	-52.43%	-61.57%




740 people visited this site


 **1,195 Visits**
 Previous: 809 (47.71%)

 **740 Absolute Unique Visitors**
 Previous: 488 (51.64%)

 **4,486 Pageviews**
 Previous: 3,624 (23.79%)

 **3.75 Average Pageviews**
 Previous: 4.48 (-16.20%)

 **00:02:53 Time on Site**
 Previous: 00:03:12 (-9.84%)

 **37.99% Bounce Rate**
 Previous: 35.97% (5.62%)

 **56.07% New Visits**
 Previous: 51.05% (9.83%)

Technical Profile

Browser	Visits	% visits
Internet Explorer		
Mar 1, 2009 - Mar 31, 2009	698	58.41%
Feb 1, 2009 - Feb 28, 2009	448	55.38%
% Change	55.80%	5.48%
Firefox		
Mar 1, 2009 - Mar 31, 2009	259	21.67%
Feb 1, 2009 - Feb 28, 2009	179	22.13%
% Change	44.69%	-2.04%

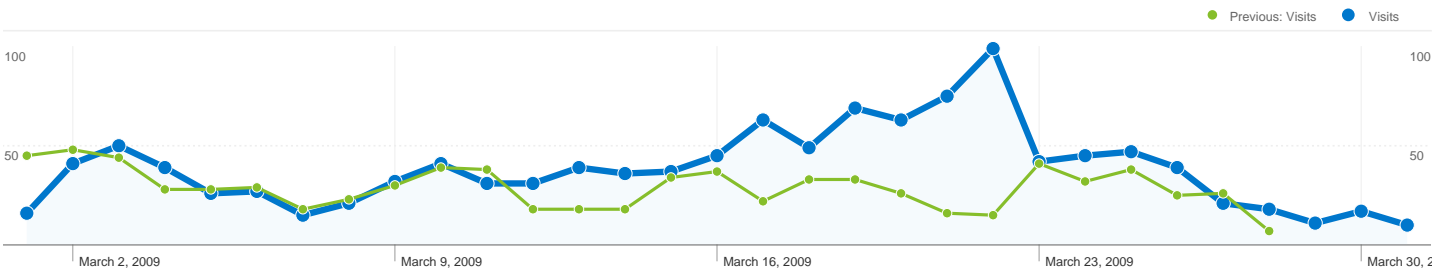
Connection Speed	Visits	% visits
Cable		
Mar 1, 2009 - Mar 31, 2009	693	57.99%
Feb 1, 2009 - Feb 28, 2009	394	48.70%
% Change	75.89%	19.07%
Unknown		
Mar 1, 2009 - Mar 31, 2009	189	15.82%
Feb 1, 2009 - Feb 28, 2009	185	22.87%
% Change	2.16%	-30.84%

Safari		
Mar 1, 2009 - Mar 31, 2009	138	11.55%
Feb 1, 2009 - Feb 28, 2009	85	10.51%
% Change	62.35%	9.91%
Chrome		
Mar 1, 2009 - Mar 31, 2009	99	8.28%
Feb 1, 2009 - Feb 28, 2009	95	11.74%
% Change	4.21%	-29.45%
Googlebot		
Mar 1, 2009 - Mar 31, 2009	1	0.08%
Feb 1, 2009 - Feb 28, 2009	0	0.00%
% Change	100.00%	100.00%

DSL		
Mar 1, 2009 - Mar 31, 2009	179	14.98%
Feb 1, 2009 - Feb 28, 2009	111	13.72%
% Change	61.26%	9.17%
T1		
Mar 1, 2009 - Mar 31, 2009	68	5.69%
Feb 1, 2009 - Feb 28, 2009	54	6.67%
% Change	25.93%	-14.75%
Dialup		
Mar 1, 2009 - Mar 31, 2009	38	3.18%
Feb 1, 2009 - Feb 28, 2009	37	4.57%
% Change	2.70%	-30.47%

Traffic Sources Overview

Mar 1, 2009 - Mar 31, 2009
Comparing to: Feb 1, 2009 - Feb 28, 2009



All traffic sources sent a total of 1,195 visits

 **36.32% Direct Traffic**

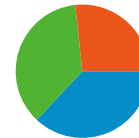
Previous: 34.86% (4.19%)

 **26.69% Referring Sites**

Previous: 31.52% (-15.31%)

 **36.99% Search Engines**

Previous: 33.62% (10.01%)



- **Search Engines**
442.00 (36.99%)
- **Direct Traffic**
434.00 (36.32%)
- **Referring Sites**
319.00 (26.69%)

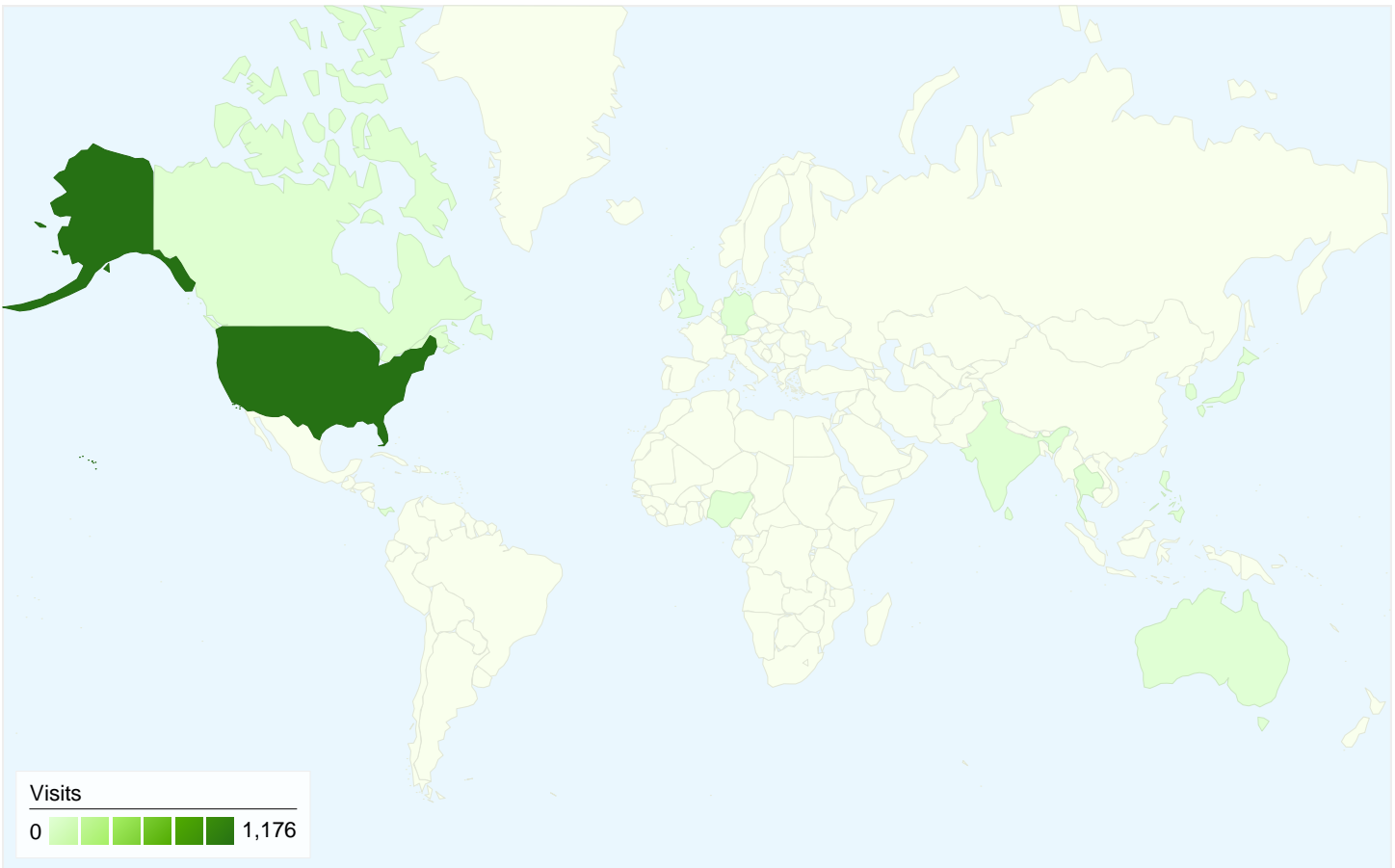
Top Traffic Sources

Sources	Visits	% visits
(direct) ((none))		
Mar 1, 2009 - Mar 31, 2009	434	36.32%
Feb 1, 2009 - Feb 28, 2009	282	34.86%
% Change	53.90%	4.19%
google (organic)		
Mar 1, 2009 - Mar 31, 2009	340	28.45%
Feb 1, 2009 - Feb 28, 2009	174	21.51%
% Change	95.40%	32.28%
collegeparkorlando.org (referral)		
Mar 1, 2009 - Mar 31, 2009	72	6.03%
Feb 1, 2009 - Feb 28, 2009	29	3.58%
% Change	148.28%	68.08%
yahoo (organic)		
Mar 1, 2009 - Mar 31, 2009	64	5.36%
Feb 1, 2009 - Feb 28, 2009	65	8.03%
% Change	-1.54%	-33.34%
en.wikipedia.org (referral)		

Keywords	Visits	% visits
college park orlando		
Mar 1, 2009 - Mar 31, 2009	61	13.80%
Feb 1, 2009 - Feb 28, 2009	51	18.75%
% Change	19.61%	-26.40%
edgewater drive task force		
Mar 1, 2009 - Mar 31, 2009	48	10.86%
Feb 1, 2009 - Feb 28, 2009	43	15.81%
% Change	11.63%	-31.31%
college park neighborhood association		
Mar 1, 2009 - Mar 31, 2009	34	7.69%
Feb 1, 2009 - Feb 28, 2009	33	12.13%
% Change	3.03%	-36.60%
sunday in the park college park		
Mar 1, 2009 - Mar 31, 2009	25	5.66%
Feb 1, 2009 - Feb 28, 2009	0	0.00%
% Change	100.00%	100.00%
college park, orlando		

Mar 1, 2009 - Mar 31, 2009	41	3.43%
Feb 1, 2009 - Feb 28, 2009	95	11.74%
% Change	-56.84%	-70.78%

Mar 1, 2009 - Mar 31, 2009	16	3.62%
Feb 1, 2009 - Feb 28, 2009	9	3.31%
% Change	77.78%	9.40%



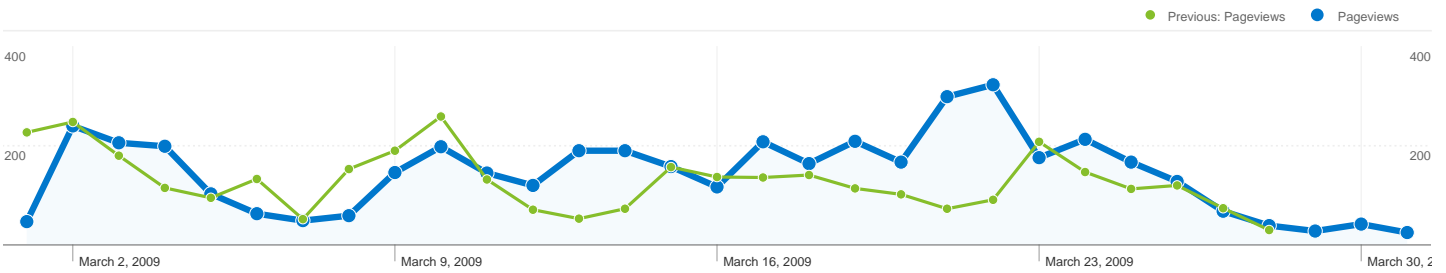
1,195 visits came from 14 countries/territories

Site Usage

Visits	Pages/Visit	Avg. Time on Site	% New Visits	Bounce Rate	
1,195 Previous: 809 (47.71%)	3.75 Previous: 4.48 (-16.20%)	00:02:53 Previous: 00:03:12 (-9.84%)	56.07% Previous: 51.05% (9.83%)	37.99% Previous: 35.97% (5.62%)	
Country/Territory	Visits	Pages/Visit	Avg. Time on Site	% New Visits	Bounce Rate
United States					
March 1, 2009 - March 31, 2009	1,176	3.78	00:02:55	55.78%	37.50%
February 1, 2009 - February 28, 2009	792	4.50	00:03:13	50.00%	35.61%
% Change	48.48%	-16.07%	-9.61%	11.56%	5.32%
Canada					
March 1, 2009 - March 31, 2009	11	2.45	00:00:39	63.64%	63.64%
February 1, 2009 - February 28, 2009	8	4.00	00:00:45	100.00%	50.00%
% Change	37.50%	-38.64%	-13.65%	-36.36%	27.27%
Australia					
March 1, 2009 - March 31, 2009	3	2.67	00:00:25	66.67%	66.67%


February 1, 2009 - February 28, 2009	0	0.00	00:00:00	0.00%	0.00%
% Change	100.00%	100.00%	100.00%	100.00%	100.00%
South Korea					
March 1, 2009 - March 31, 2009	2	1.00	00:00:00	100.00%	100.00%
February 1, 2009 - February 28, 2009	0	0.00	00:00:00	0.00%	0.00%
% Change	100.00%	100.00%	0.00%	100.00%	100.00%
Germany					
March 1, 2009 - March 31, 2009	1	1.00	00:00:00	100.00%	100.00%
February 1, 2009 - February 28, 2009	0	0.00	00:00:00	0.00%	0.00%
% Change	100.00%	100.00%	0.00%	100.00%	100.00%
Panama					
March 1, 2009 - March 31, 2009	1	1.00	00:00:00	100.00%	100.00%
February 1, 2009 - February 28, 2009	0	0.00	00:00:00	0.00%	0.00%
% Change	100.00%	100.00%	0.00%	100.00%	100.00%
Thailand					
March 1, 2009 - March 31, 2009	1	4.00	00:06:53	100.00%	0.00%
February 1, 2009 - February 28, 2009	0	0.00	00:00:00	0.00%	0.00%
% Change	100.00%	100.00%	100.00%	100.00%	0.00%
United Kingdom					
March 1, 2009 - March 31, 2009	0	0.00	00:00:00	0.00%	0.00%
February 1, 2009 - February 28, 2009	2	5.00	00:08:59	100.00%	50.00%
% Change	-100.00%	-100.00%	-100.00%	-100.00%	-100.00%
Philippines					
March 1, 2009 - March 31, 2009	0	0.00	00:00:00	0.00%	0.00%
February 1, 2009 - February 28, 2009	2	1.00	00:00:00	100.00%	100.00%
% Change	-100.00%	-100.00%	0.00%	-100.00%	-100.00%
Japan					
March 1, 2009 - March 31, 2009	0	0.00	00:00:00	0.00%	0.00%
February 1, 2009 - February 28, 2009	1	2.00	00:00:19	100.00%	0.00%
% Change	-100.00%	-100.00%	-100.00%	-100.00%	0.00%


1 - 10 of 14



Pages on this site were viewed a total of 4,486 times

 **4,486 Pageviews**
Previous: 3,624 (23.79%)

 **3,502 Unique Views**
Previous: 2,821 (24.14%)

 **37.99% Bounce Rate**
Previous: 35.97% (5.62%)

Top Content

Pages	Pageviews	% Pageviews
/		
Mar 1, 2009 - Mar 31, 2009	1,020	22.74%
Feb 1, 2009 - Feb 28, 2009	639	17.63%
% Change	59.62%	28.95%
/sip		
Mar 1, 2009 - Mar 31, 2009	381	8.49%
Feb 1, 2009 - Feb 28, 2009	0	0.00%
% Change	100.00%	100.00%
/calendar?eventId=37018&EventViewMode=EventDetails		
Mar 1, 2009 - Mar 31, 2009	173	3.86%
Feb 1, 2009 - Feb 28, 2009	71	1.96%
% Change	143.66%	96.84%
/calendar		
Mar 1, 2009 - Mar 31, 2009	122	2.72%
Feb 1, 2009 - Feb 28, 2009	153	4.22%
% Change	-20.26%	-35.58%
/forum		

Mar 1, 2009 - Mar 31, 2009	98	2.18%
Feb 1, 2009 - Feb 28, 2009	206	5.68%
% Change	-52.43%	-61.57%