

June/July, 2009 CPNA Web Report

Web Site Updates

Since the last report, new features are:

- Refined some of the site navigation.
- Updated Feedburner feed to include share to facebook, digg and delicious.
- Added store pic/link to home page

Members List

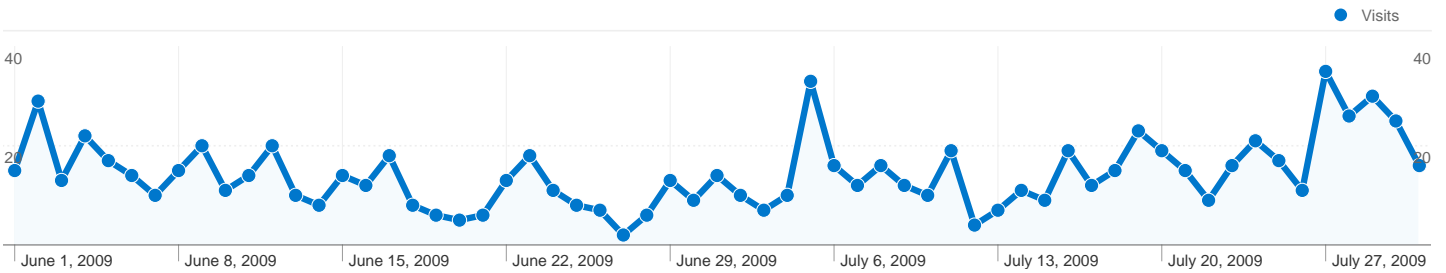
Current Membership totals.

Level	Total	Active	Renewal overdue	Lapsed	Pending			New in last	
					New	Renewal	Level change	7 days	30 days
Member (Senior Citizen)	54	54	-	-	-	-	-	-	-
Member (Senior with auto-renew)	2	2	-	-	-	-	-	-	-
Board Member	19	18	1	1	-	-	-	-	-
Member (Family with auto-renew)	10	10	-	-	-	-	-	-	1
Member (Family)	264	261	2	1	2	-	-	-	-
Total	350	346	3	2	2	-	-	-	-

News Feed Subscribers

Note that the numbers below reflect only the subscribers that subscribed through Feedburner.

RSS Feed	Number of Subscribers
CPNA News	36
CPNA Calendar	21



Site Usage

873 Visits

47.31% Bounce Rate

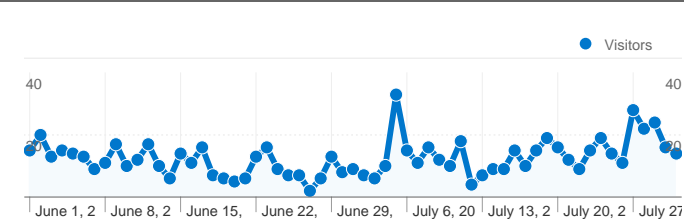
3,332 Pageviews

00:02:50 Avg. Time on Site

3.82 Pages/Visit

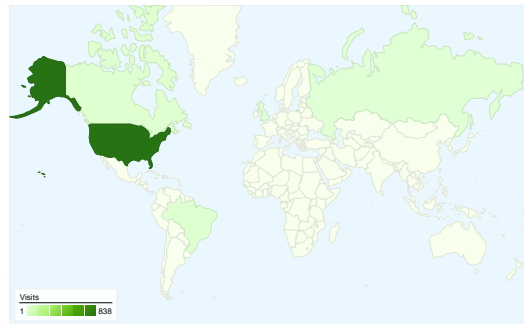
63.80% % New Visits

Visitors Overview

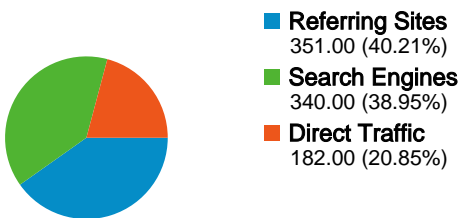


Visitors
625

Map Overlay world

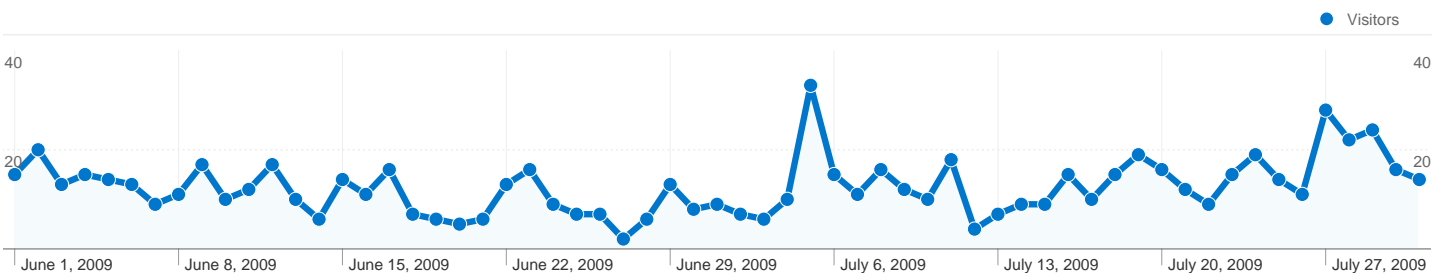


Traffic Sources Overview



Content Overview

Pages	Pageviews	% Pageviews
/	857	25.72%
/forum	125	3.75%
/Default.aspx	110	3.30%
/calendar	99	2.97%
/news	78	2.34%



625 people visited this site

873 Visits

625 Absolute Unique Visitors

3,332 Pageviews

3.82 Average Pageviews

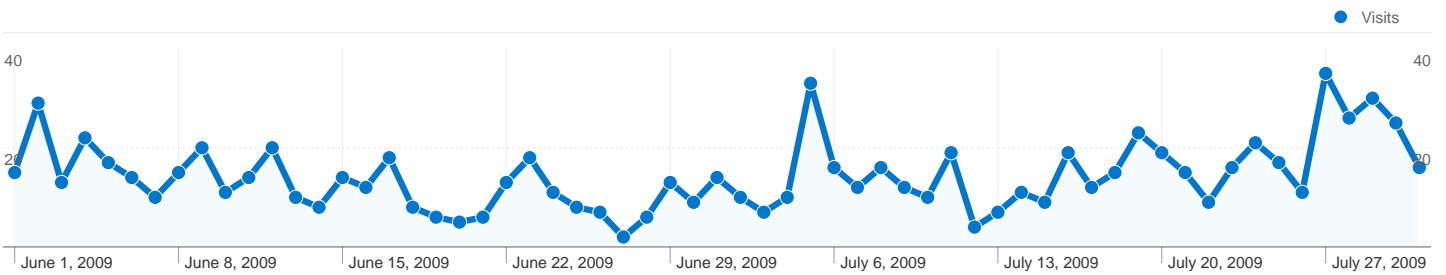
00:02:50 Time on Site

47.31% Bounce Rate




63.80% New Visits

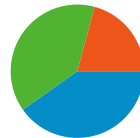
Technical Profile

Browser	Visits	% visits	Connection Speed	Visits	% visits
Internet Explorer	400	45.82%	Cable	525	60.14%
Firefox	216	24.74%	DSL	132	15.12%
Safari	132	15.12%	Unknown	113	12.94%
Chrome	121	13.86%	T1	65	7.45%
Opera	3	0.34%	OC3	20	2.29%



All traffic sources sent a total of 873 visits

-  **20.85%** Direct Traffic
-  **40.21%** Referring Sites
-  **38.95%** Search Engines

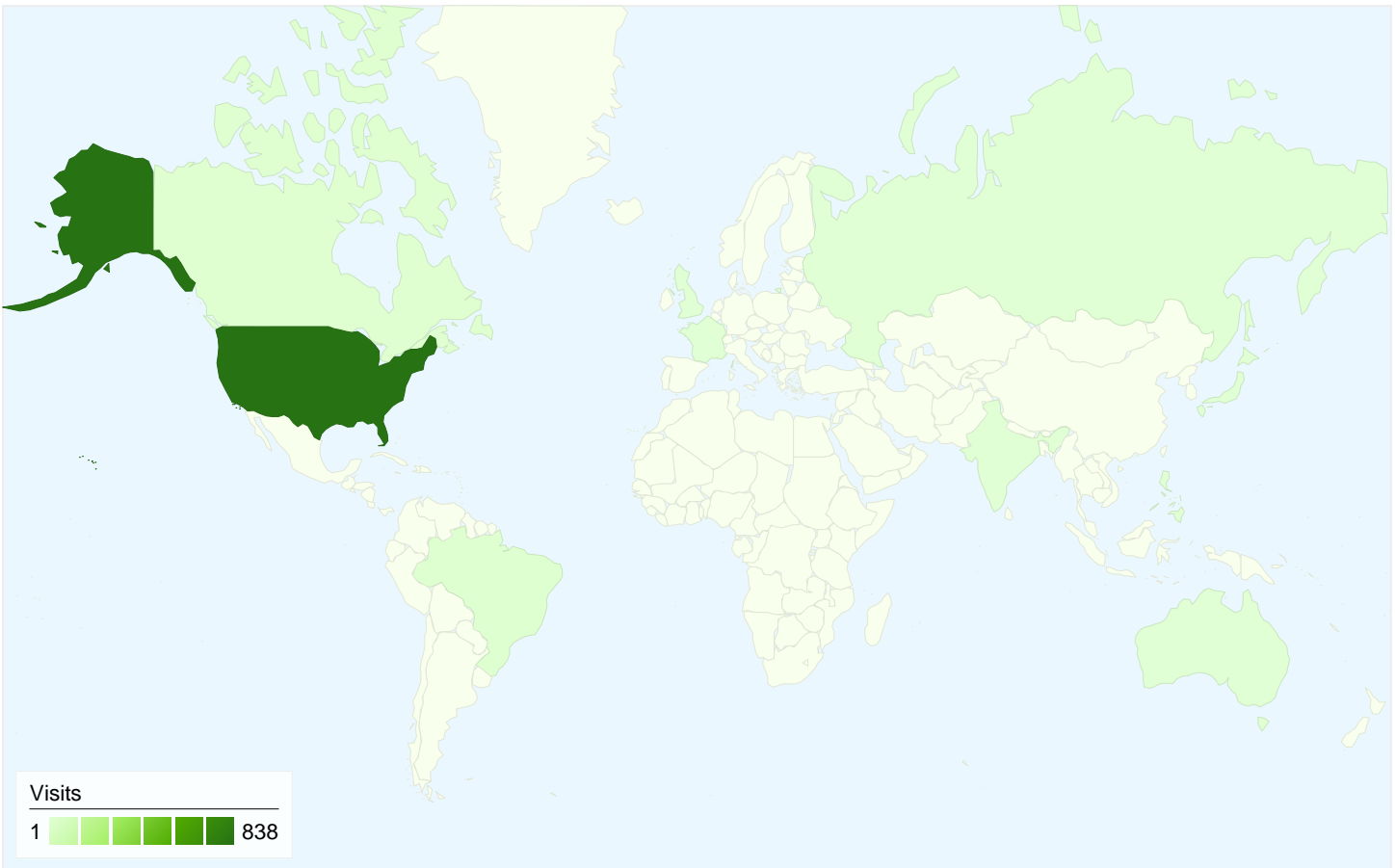


- **Referring Sites**
351.00 (40.21%)
- **Search Engines**
340.00 (38.95%)
- **Direct Traffic**
182.00 (20.85%)

Top Traffic Sources

Sources	Visits	% visits
google (organic)	194	22.22%
(direct) ((none))	182	20.85%
yahoo (organic)	108	12.37%
collegeparkorlando.org	99	11.34%
en.wikipedia.org (referral)	84	9.62%

Keywords	Visits	% visits
college park orlando	86	25.29%
sunday in the park	22	6.47%
college park neighborhood	20	5.88%
college park florida	17	5.00%
college park, fl	9	2.65%

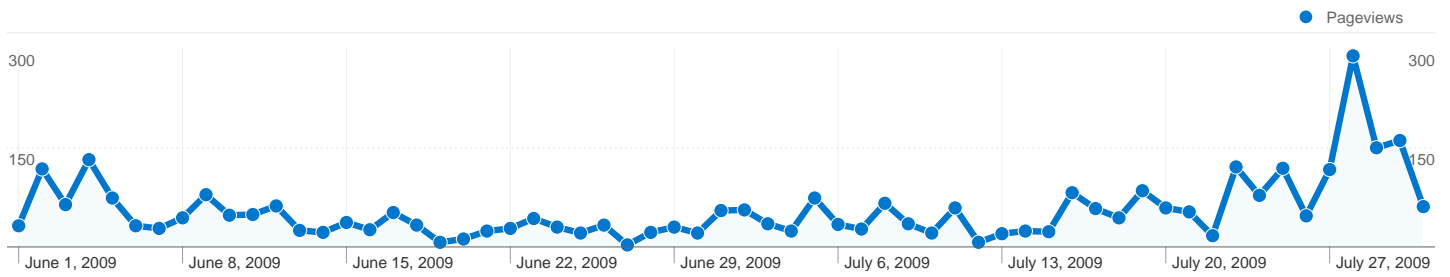


873 visits came from 12 countries/territories

Site Usage

Country/Territory	Visits	Pages/Visit	Avg. Time on Site	% New Visits	Bounce Rate
United States	838	3.85	00:02:50	64.56%	46.66%
Brazil	15	1.13	00:00:04	6.67%	93.33%
Canada	9	4.11	00:03:17	66.67%	33.33%
United Kingdom	2	3.00	00:00:31	100.00%	0.00%
Russia	2	19.00	00:21:56	50.00%	50.00%
Philippines	1	1.00	00:00:00	100.00%	100.00%
Australia	1	3.00	00:12:56	100.00%	0.00%
France	1	2.00	00:01:26	100.00%	0.00%
Japan	1	1.00	00:00:00	100.00%	100.00%


India	1	1.00	00:00:00	100.00%	100.00%
					1 - 10 of 12



Pages on this site were viewed a total of 3,332 times

 **3,332** Pageviews

 **2,535** Unique Views

 **47.31%** Bounce Rate

Top Content

Pages	Pageviews	% Pageviews
/	857	25.72%
/forum	125	3.75%
/Default.aspx	110	3.30%
/calendar	99	2.97%
/news	78	2.34%