

January, 2009 CPNA Web Report

Web Site Updates

Since the last report, we have added:

- Email accounts

Members List

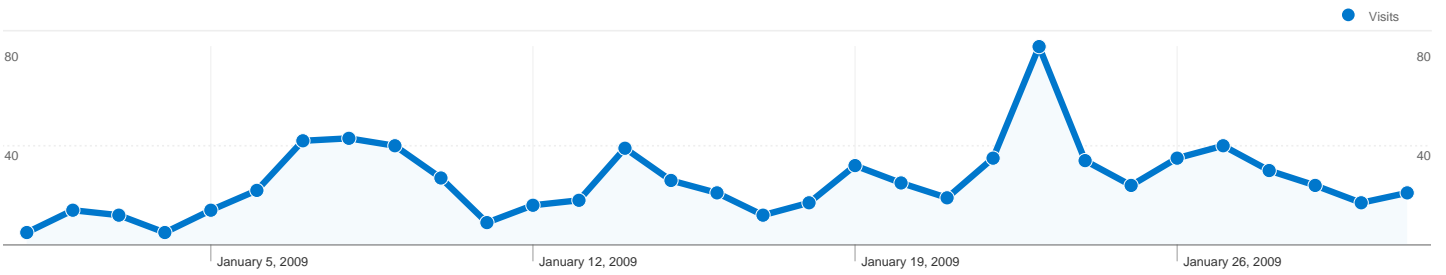
Current Membership totals.

Level	Total	Active	Renewal overdue	Lapsed	Pending			New in last	
					New	Renewal	Level change	7 days	30 days
Member (Senior Citizen)	49	49	-	-	-	-	-	-	
Member (Senior with auto-renew)	2	2	-	-	-	-	-	-	
Board Member	19	19	1	-	-	-	-	-	
Member (Family with auto-renew)	6	6	-	-	-	-	-	1	
Member (Family)	172	170	2	1	1	-	-	3	
Total	249	247	3	1	1	-	-	4	

News Feed Subscribers

Note that the numbers below reflect only the subscribers that subscribed through Feedburner.

RSS Feed	Number of Subscribers
CPNA News	32
CPNA Calendar	14



Site Usage

798 Visits

36.34% Bounce Rate

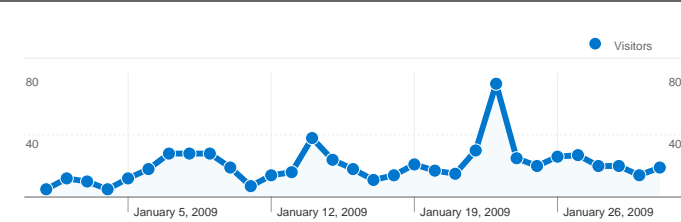
4,117 Pageviews

00:04:36 Avg. Time on Site

5.16 Pages/Visit

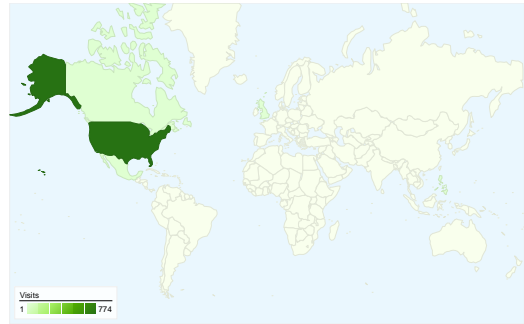
49.87% % New Visits

Visitors Overview



Visitors
477

Map Overlay world



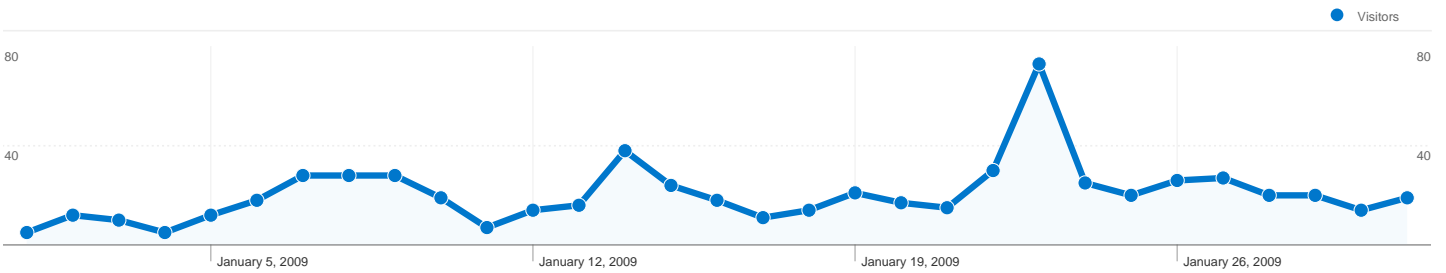
Traffic Sources Overview



- **Direct Traffic**
287.00 (35.96%)
- **Referring Sites**
265.00 (33.21%)
- **Search Engines**
246.00 (30.83%)

Content Overview

Pages	Pageviews	% Pageviews
/	626	15.21%
/board_forum	233	5.66%
/forum	225	5.47%
/news	198	4.81%
/board_forum?mode=Message	160	3.89%



477 people visited this site

798 Visits

477 Absolute Unique Visitors

4,117 Pageviews

5.16 Average Pageviews

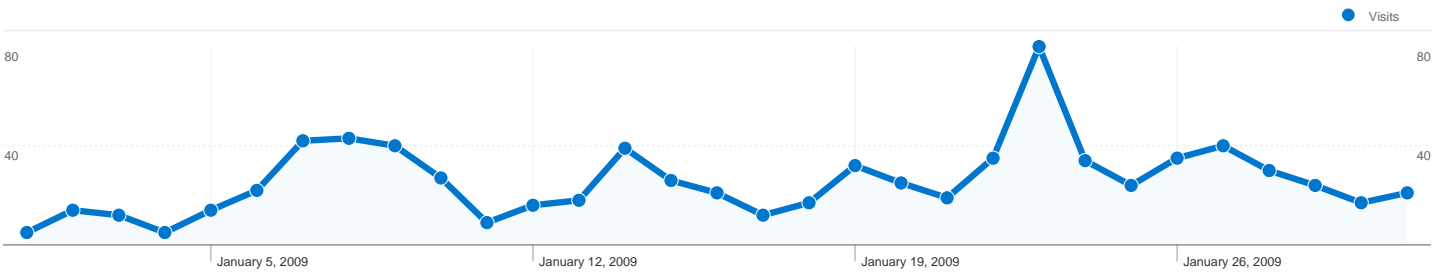
00:04:36 Time on Site

36.34% Bounce Rate




49.87% New Visits

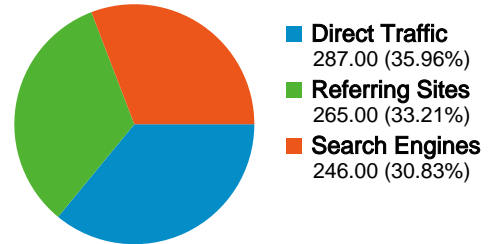
Technical Profile

Browser	Visits	% visits	Connection Speed	Visits	% visits
Internet Explorer	452	56.64%	Cable	442	55.39%
Firefox	208	26.07%	DSL	151	18.92%
Chrome	69	8.65%	Unknown	104	13.03%
Safari	66	8.27%	Dialup	47	5.89%
Mozilla	1	0.13%	T1	29	3.63%



All traffic sources sent a total of 798 visits

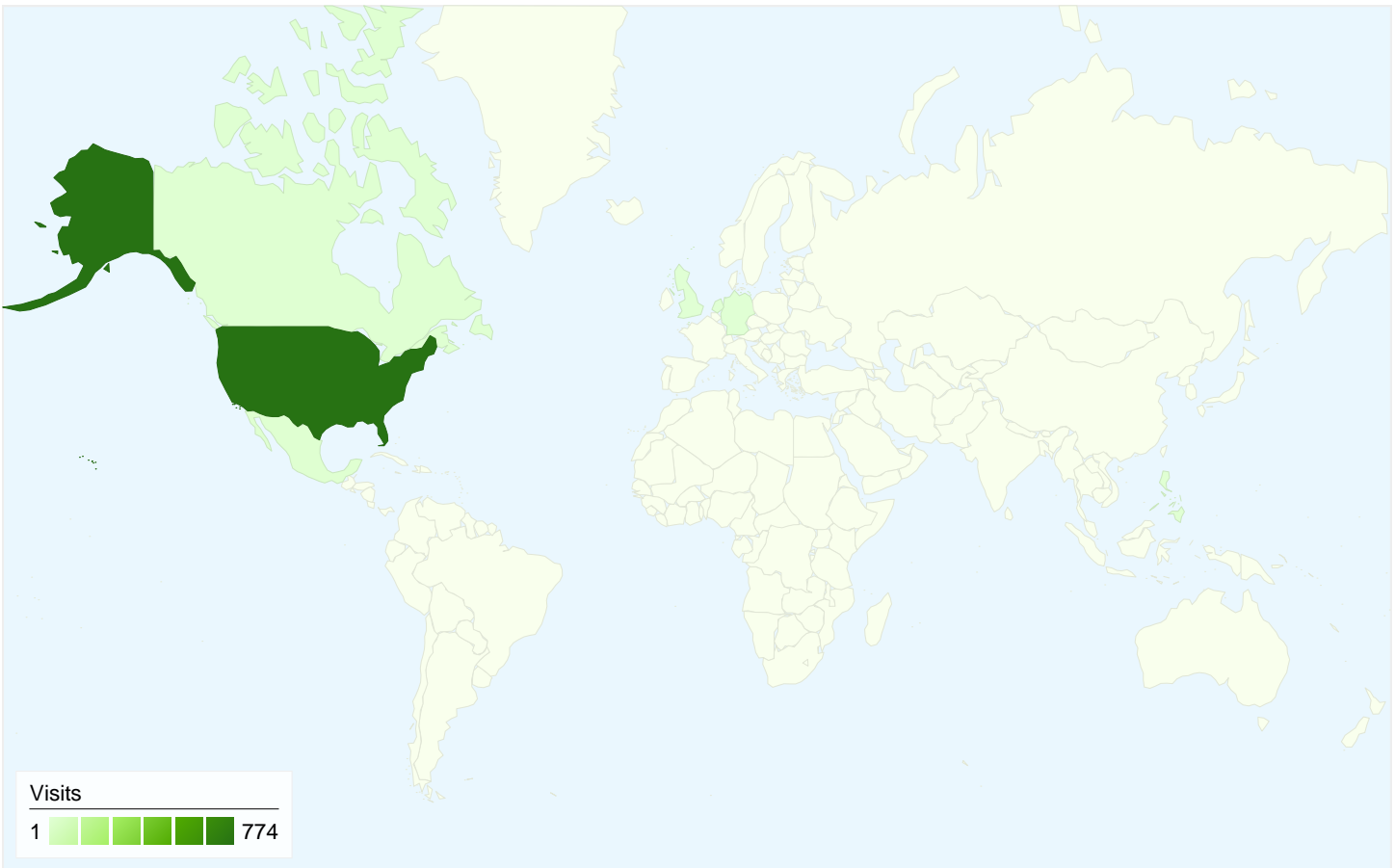
-  **35.96%** Direct Traffic
-  **33.21%** Referring Sites
-  **30.83%** Search Engines



Top Traffic Sources

Sources	Visits	% visits
(direct) ((none))	287	35.96%
google (organic)	166	20.80%
en.wikipedia.org (referral)	93	11.65%
yahoo (organic)	48	6.02%
ww23.rr.com (referral)	38	4.76%

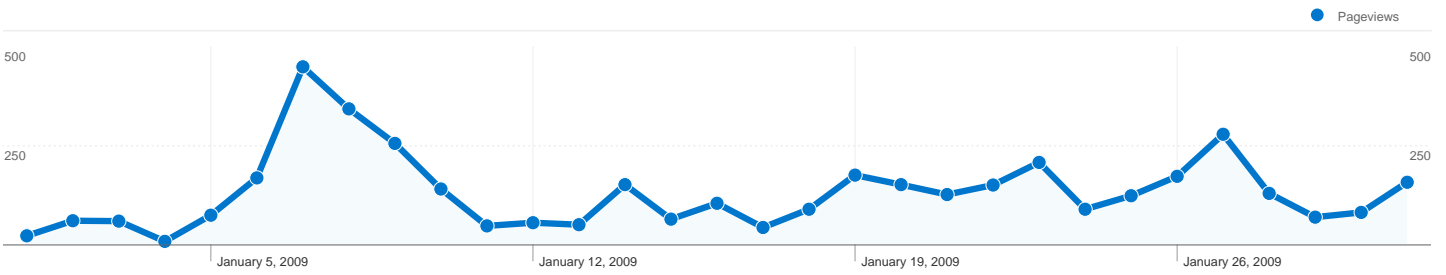
Keywords	Visits	% visits
college park orlando	74	30.08%
edgewater drive task force	23	9.35%
college park neighborhood	21	8.54%
college park, orlando	12	4.88%
college park florida	10	4.07%



798 visits came from 7 countries/territories

Site Usage

Visits	Pages/Visit	Avg. Time on Site	% New Visits	Bounce Rate	
798 % of Site Total: 100.00%	5.16 Site Avg: 5.16 (0.00%)	00:04:36 Site Avg: 00:04:36 (0.00%)	49.87% Site Avg: 49.87% (0.00%)	36.34% Site Avg: 36.34% (0.00%)	
Country/Territory	Visits	Pages/Visit	Avg. Time on Site	% New Visits	Bounce Rate
United States	774	5.23	00:04:39	49.87%	35.92%
Mexico	8	2.25	00:01:16	0.00%	62.50%
Canada	7	4.71	00:05:39	100.00%	14.29%
Philippines	5	2.00	00:02:53	20.00%	60.00%
United Kingdom	2	1.00	00:00:00	100.00%	100.00%
Germany	1	1.00	00:00:00	100.00%	100.00%
Netherlands	1	4.00	00:00:55	100.00%	0.00%



Pages on this site were viewed a total of 4,117 times

4,117 Pageviews

3,053 Unique Views

36.34% Bounce Rate

Top Content

Pages	Pageviews	% Pageviews
/	626	15.21%
/board_forum	233	5.66%
/forum	225	5.47%
/news	198	4.81%
/board_forum?mode=MessageList&eid=81122	160	3.89%