

February, 2009 CPNA Web Report

Web Site Updates

Since the last report, new features are:

- Dynamic fly-out menus were added to the navigation menus.

Members List

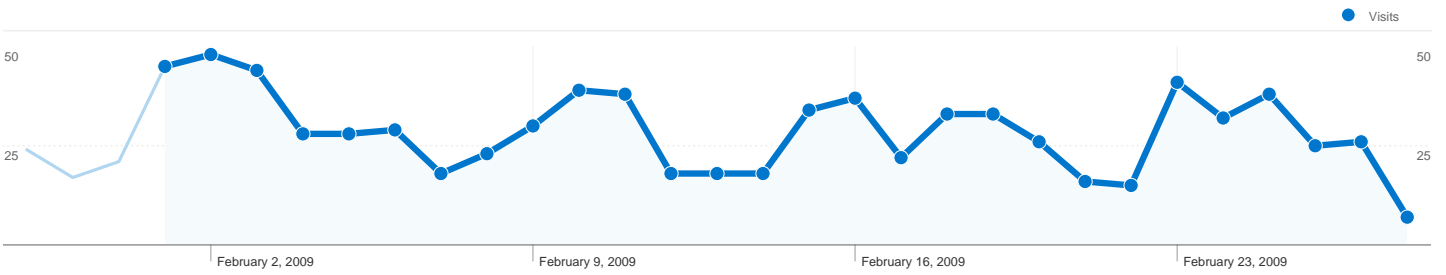
Current Membership totals.

Level	Total	Active	Renewal overdue	Lapsed	Pending			New in last	
					New	Renewal	Level change	7 days	30 days
Member (Senior Citizen)	50	50	-	-	-	-	-	-	1
Member (Senior with auto-renew)	2	2	-	-	-	-	-	-	-
Board Member	19	18	1	1	-	-	-	-	-
Member (Family with auto-renew)	7	7	-	-	-	-	-	-	1
Member (Family)	173	171	1	1	1	-	-	-	1
Total	252	249	2	2	1	-	-	-	3
Archived	349								

News Feed Subscribers

Note that the numbers below reflect only the subscribers that subscribed through Feedburner.

RSS Feed	Number of Subscribers
CPNA News	33
CPNA Calendar	14



Site Usage

809 Visits

35.97% Bounce Rate

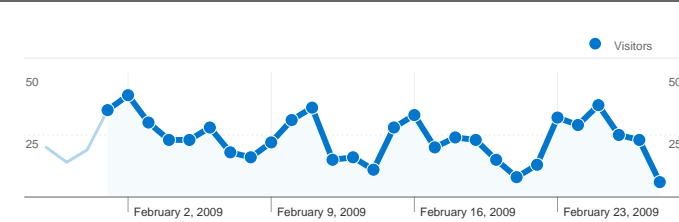
3,624 Pageviews

00:03:12 Avg. Time on Site

4.48 Pages/Visit

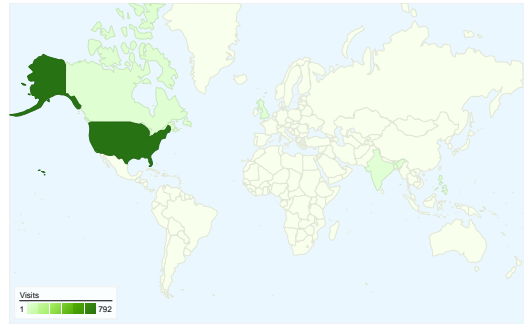
51.05% % New Visits

Visitors Overview



Visitors
488

Map Overlay world



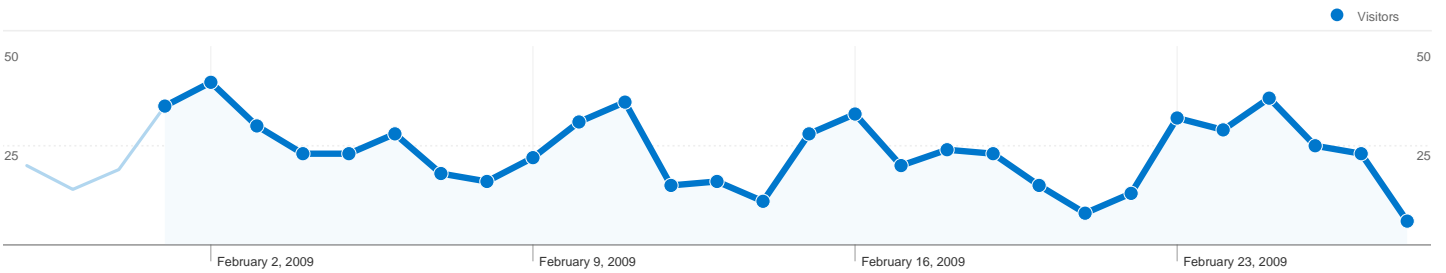
Traffic Sources Overview



- **Direct Traffic**
282.00 (34.86%)
- **Search Engines**
272.00 (33.62%)
- **Referring Sites**
255.00 (31.52%)

Content Overview

Pages	Pageviews	% Pageviews
/	639	17.63%
/forum	206	5.68%
/news	195	5.38%
/about_cp	157	4.33%
/calendar	153	4.22%



488 people visited this site

809 Visits

488 Absolute Unique Visitors

3,624 Pageviews

4.48 Average Pageviews

00:03:12 Time on Site

35.97% Bounce Rate

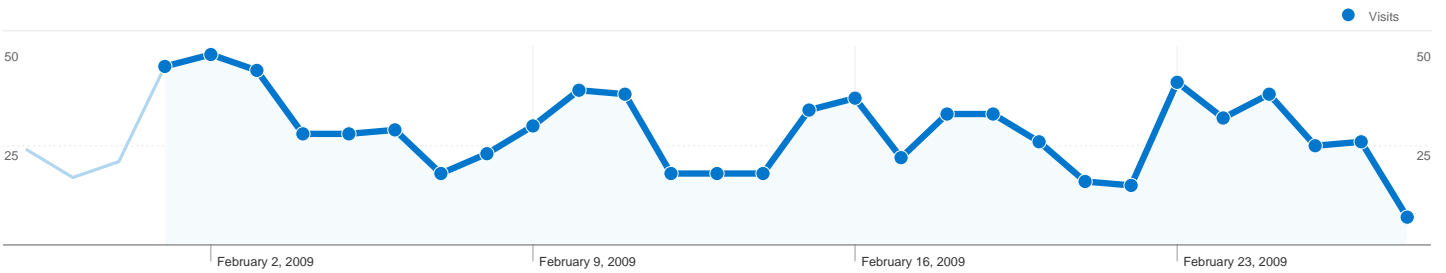
51.05% New Visits

Technical Profile




Browser	Visits	% visits
Internet Explorer	448	55.38%
Firefox	179	22.13%
Chrome	95	11.74%
Safari	85	10.51%
Camino	1	0.12%

Connection Speed	Visits	% visits
Cable	394	48.70%
Unknown	185	22.87%
DSL	111	13.72%
T1	54	6.67%
Dialup	37	4.57%

Traffic Sources Overview



All traffic sources sent a total of 809 visits

-  **34.86%** Direct Traffic
-  **31.52%** Referring Sites
-  **33.62%** Search Engines

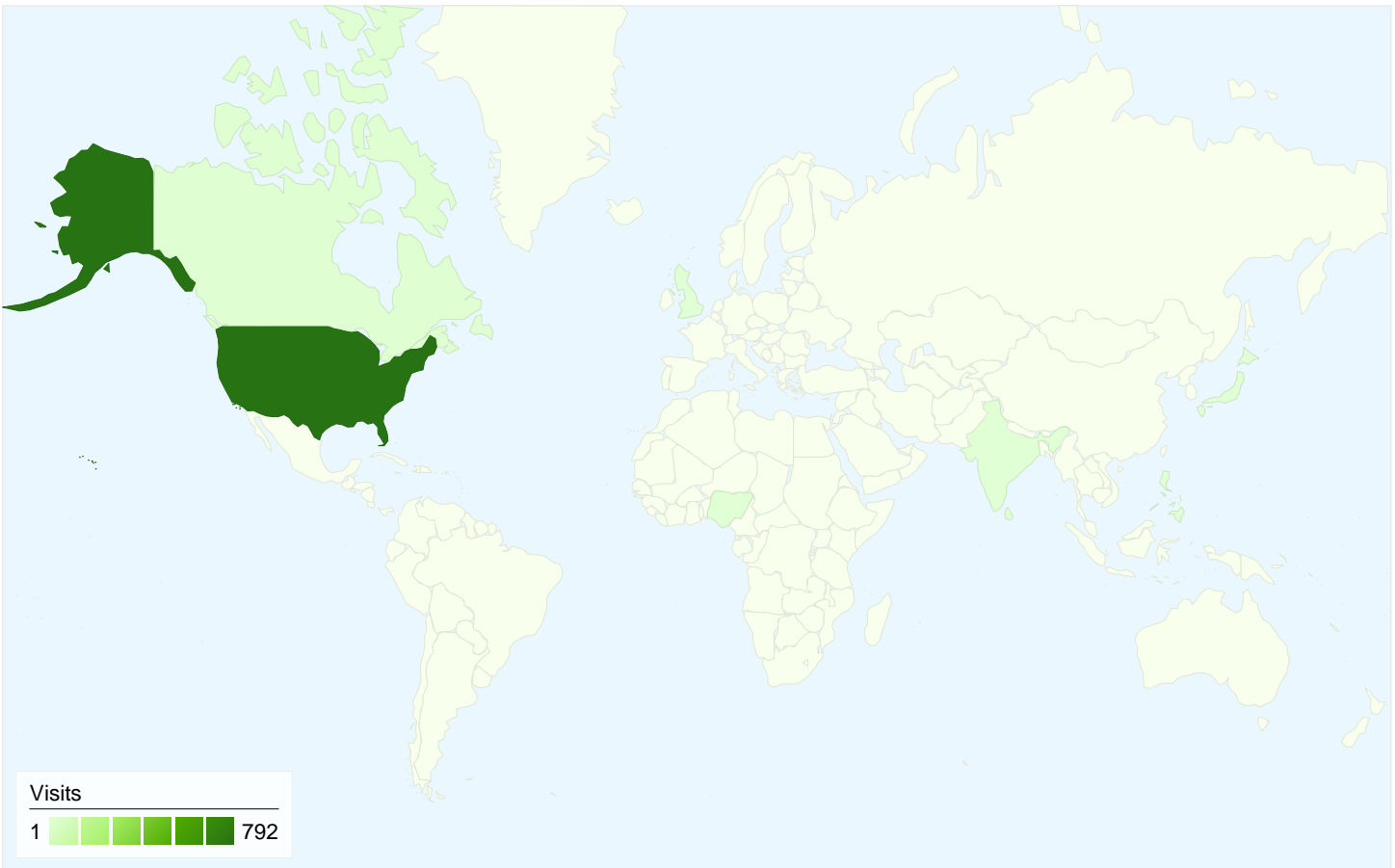


- **Direct Traffic**
282.00 (34.86%)
- **Search Engines**
272.00 (33.62%)
- **Referring Sites**
255.00 (31.52%)

Top Traffic Sources

Sources	Visits	% visits
(direct) ((none))	282	34.86%
google (organic)	174	21.51%
en.wikipedia.org (referral)	95	11.74%
yahoo (organic)	65	8.03%
collegeparkorlando.org	29	3.58%

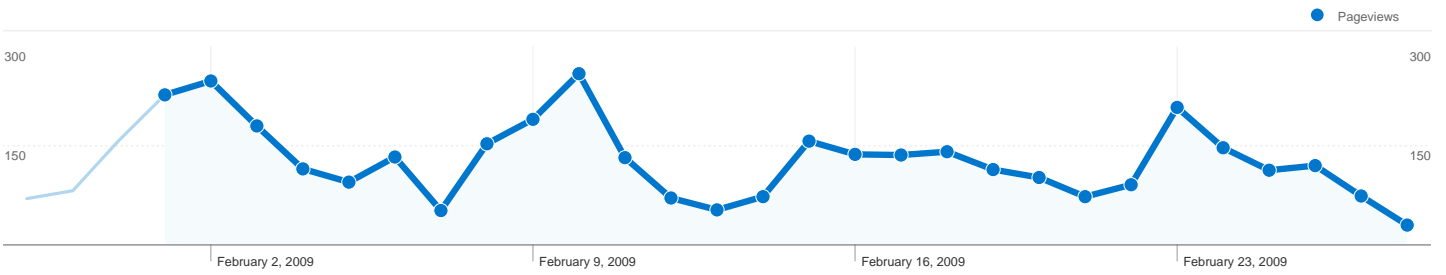
Keywords	Visits	% visits
college park orlando	51	18.75%
edgewater drive task force	43	15.81%
college park neighborhood	33	12.13%
college park florida	18	6.62%
college park, orlando	9	3.31%



809 visits came from 9 countries/territories

Site Usage

Visits	Pages/Visit	Avg. Time on Site	% New Visits	Bounce Rate	
809 % of Site Total: 100.00%	4.48 Site Avg: 4.48 (0.00%)	00:03:12 Site Avg: 00:03:12 (0.00%)	51.05% Site Avg: 51.05% (0.00%)	35.97% Site Avg: 35.97% (0.00%)	
Country/Territory	Visits	Pages/Visit	Avg. Time on Site	% New Visits	Bounce Rate
United States	792	4.50	00:03:13	50.00%	35.61%
Canada	8	4.00	00:00:45	100.00%	50.00%
United Kingdom	2	5.00	00:08:59	100.00%	50.00%
Philippines	2	1.00	00:00:00	100.00%	100.00%
India	1	1.00	00:00:00	100.00%	100.00%
Nigeria	1	9.00	00:05:55	100.00%	0.00%
Sri Lanka	1	2.00	00:00:58	100.00%	0.00%
Puerto Rico	1	1.00	00:00:00	100.00%	100.00%
Japan	1	2.00	00:00:19	100.00%	0.00%



Pages on this site were viewed a total of 3,624 times

3,624 Pageviews

2,821 Unique Views

35.97% Bounce Rate

Top Content

Pages	Pageviews	% Pageviews
/	639	17.63%
/forum	206	5.68%
/news	195	5.38%
/about_cp	157	4.33%
/calendar	153	4.22%