

December, 2009 CPNA Web Report

Web Site Updates

Since the last report, new features are:

- Updated site with new board members.
- Updated email addresses for new officers.

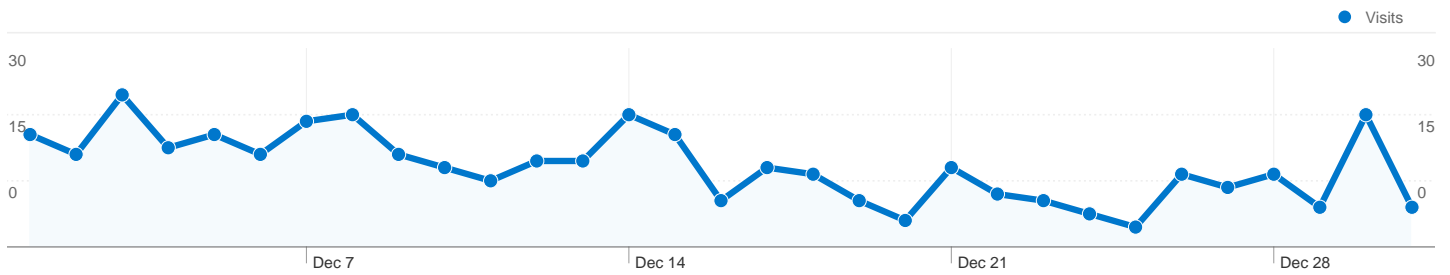
Members List

Current Membership totals.

Level	Total	Active	Renewal overdue	Lapsed	Pending		New in last		
					New	Renewal	Level change	7 days	30 days
Board Member	18	16	2	2	-	-	-	-	1
Member (Family with auto-renew)	10	10	1	-	-	-	-	-	-
Member (Family)	231	228	4	2	1	-	-	-	-
Member (Senior Citizen)	45	45	-	-	-	-	-	-	-
Member (Senior with auto-renew)	2	2	-	-	-	-	-	-	-
Other contacts	-	-	-	-	-	-	-	-	-
Other contacts (admin)	1	1	-	-	-	-	-	-	-
Total	307	302	7	4	1	-	-	-	1

Facebook Fans/ Feed Subscribers

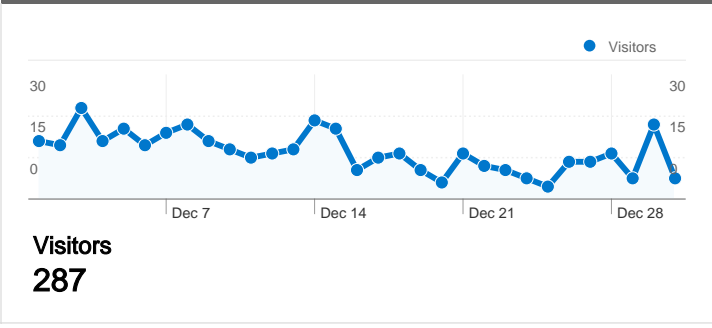
Subscribers	
CPNA News	36
CPNA Calendar	23
Facebook	39



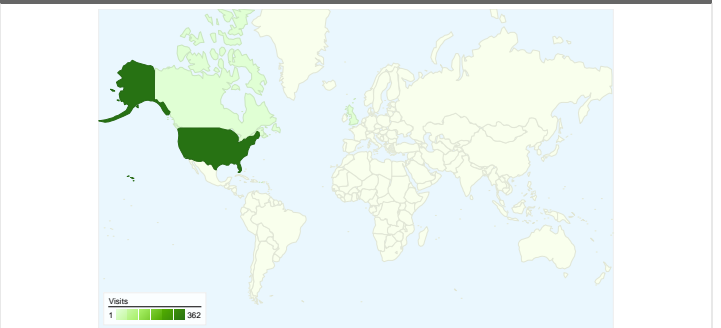
Site Usage

377 Visits	46.42% Bounce Rate
1,157 Pageviews	00:01:50 Avg. Time on Site
3.07 Pages/Visit	67.11% % New Visits

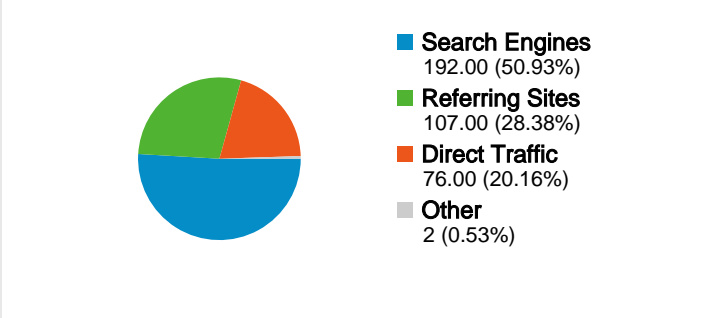
Visitors Overview



Map Overlay world

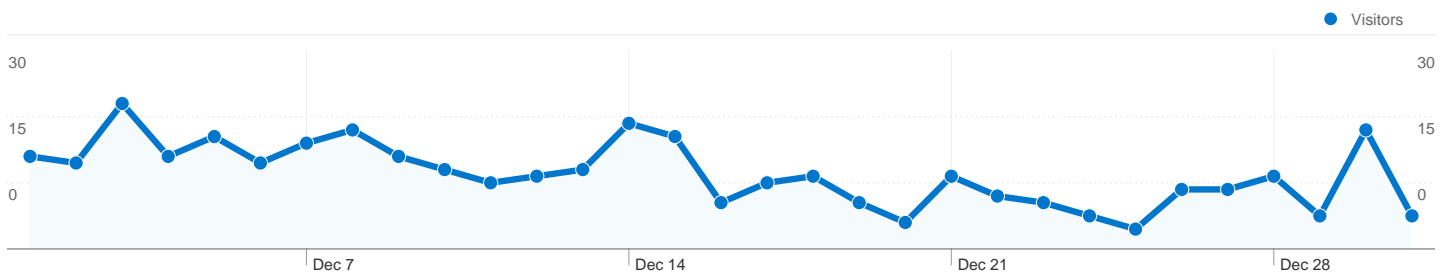


Traffic Sources Overview



Content Overview

Pages	Pageviews	% Pageviews
/	332	28.69%
/about_cp	52	4.49%
/general_forum?mode=Messag	33	2.85%
/calendar	33	2.85%
/events	26	2.25%



287 people visited this site

377 Visits

287 Absolute Unique Visitors

1,157 Pageviews

3.07 Average Pageviews

00:01:50 Time on Site

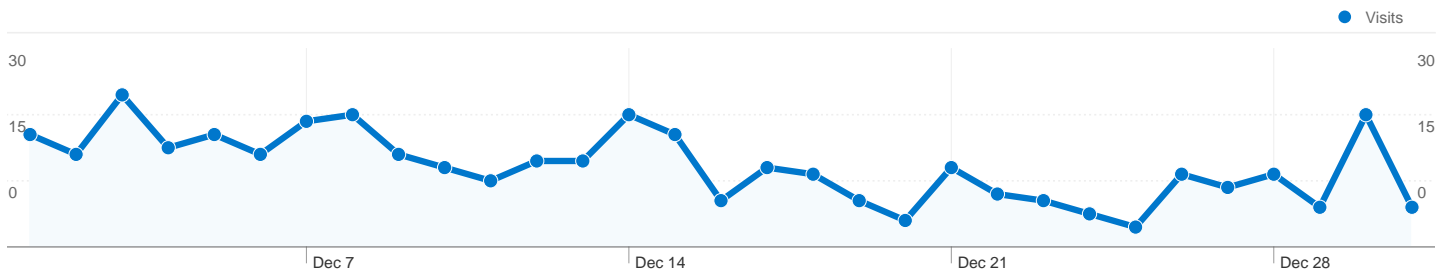
46.42% Bounce Rate

67.11% New Visits




Technical Profile

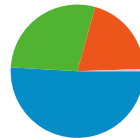
Browser	Visits	% visits	Connection Speed	Visits	% visits
Internet Explorer	223	59.15%	Cable	192	50.93%
Firefox	82	21.75%	DSL	69	18.30%
Safari	58	15.38%	Unknown	59	15.65%
Chrome	11	2.92%	T1	46	12.20%
Mozilla Compatible Agent	2	0.53%	OC3	7	1.86%

Traffic Sources Overview



All traffic sources sent a total of 377 visits

-  **20.16%** Direct Traffic
-  **28.38%** Referring Sites
-  **50.93%** Search Engines

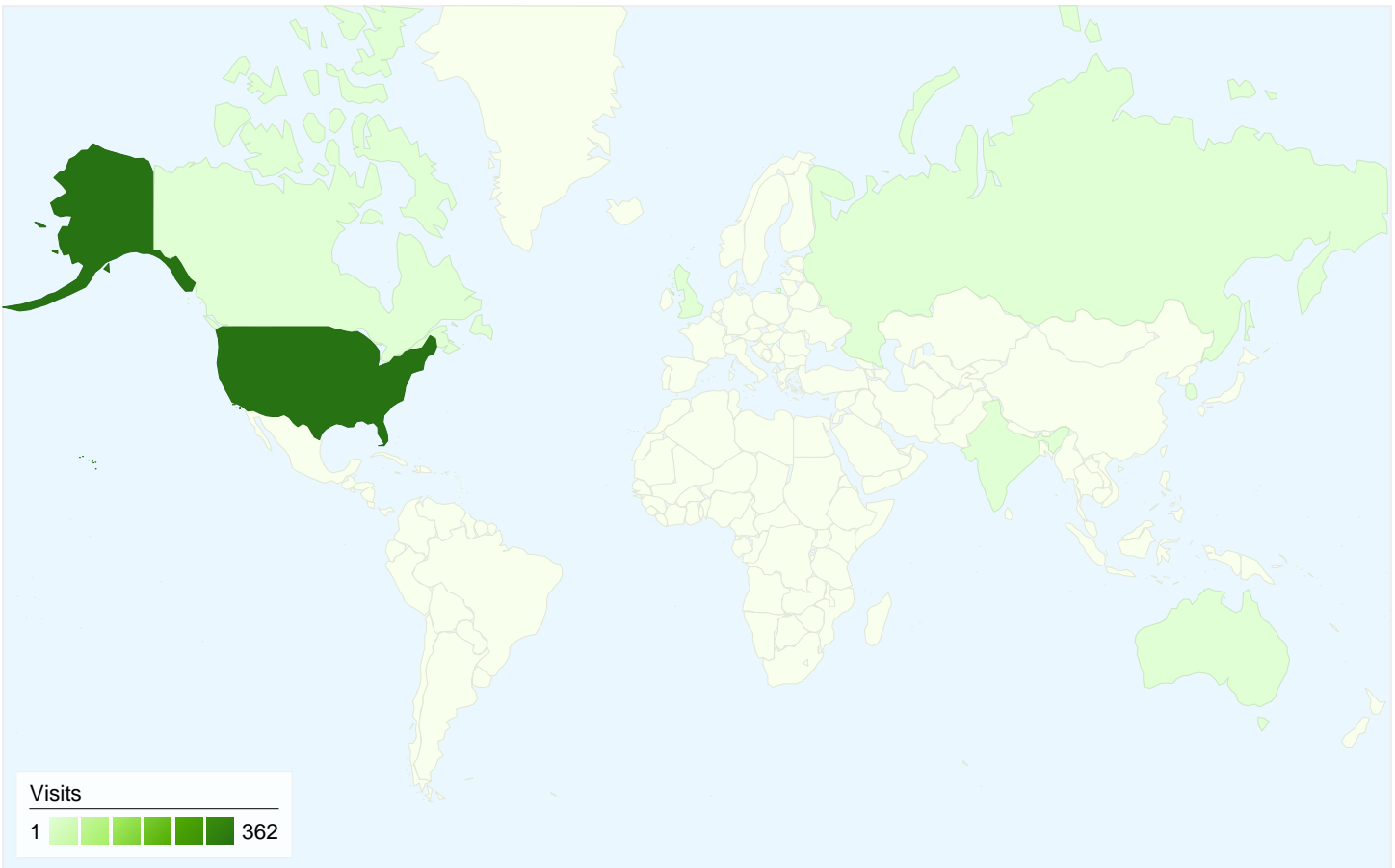


- **Search Engines**
192.00 (50.93%)
- **Referring Sites**
107.00 (28.38%)
- **Direct Traffic**
76.00 (20.16%)
- **Other**
2 (0.53%)

Top Traffic Sources

Sources	Visits	% visits
google (organic)	93	24.67%
(direct) ((none))	76	20.16%
yahoo (organic)	69	18.30%
en.wikipedia.org (referral)	43	11.41%
bing (organic)	22	5.84%

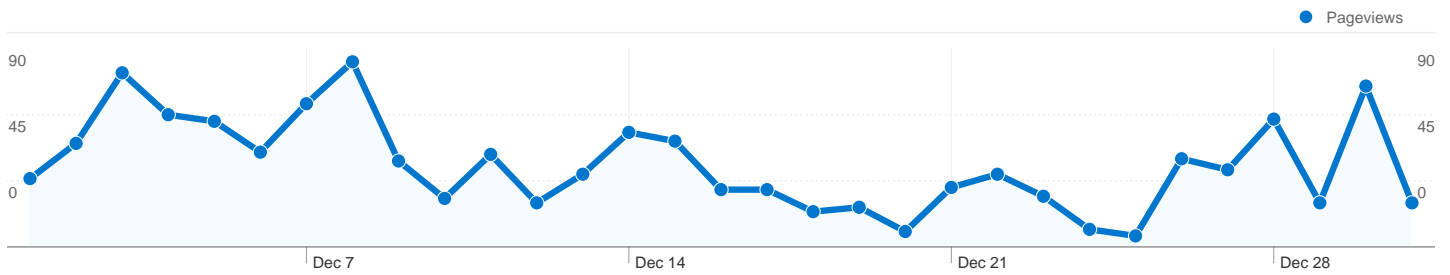
Keywords	Visits	% visits
college park orlando	39	20.31%
college park neighborhood	21	10.94%
college park neighborhood	8	4.17%
college park association	6	3.12%
college park florida	6	3.12%



377 visits came from 9 countries/territories

Site Usage

Visits 377 % of Site Total: 100.00%	Pages/Visit 3.07 Site Avg: 3.07 (0.00%)	Avg. Time on Site 00:01:50 Site Avg: 00:01:50 (0.00%)	% New Visits 67.37% Site Avg: 67.11% (0.40%)	Bounce Rate 46.42% Site Avg: 46.42% (0.00%)	
Country/Territory	Visits	Pages/Visit	Avg. Time on Site	% New Visits	Bounce Rate
United States	362	3.08	00:01:52	66.57%	46.13%
(not set)	5	2.20	00:00:54	100.00%	40.00%
United Kingdom	2	1.00	00:00:00	0.00%	100.00%
Canada	2	1.50	00:00:15	100.00%	50.00%
Puerto Rico	2	2.00	00:00:05	100.00%	0.00%
India	1	18.00	00:06:32	100.00%	0.00%
Russia	1	1.00	00:00:00	100.00%	100.00%
South Korea	1	1.00	00:00:00	100.00%	100.00%
Australia	1	1.00	00:00:00	100.00%	100.00%



Pages on this site were viewed a total of 1,157 times

1,157 Pageviews

907 Unique Views

46.42% Bounce Rate

Top Content

Pages	Pageviews	% Pageviews
/	332	28.69%
/about_cp	52	4.49%
/general_forum?mode=MessageList&eid=232479&tpg=0&mlpg=0	33	2.85%
/calendar	33	2.85%
/events	26	2.25%