

August, 2009 CPNA Web Report

Web Site Updates

Since the last report, new features are:

- Updated the Committees pages per the recommendations.
 - Gave each committee their own page.
 - Gave each committee chair the ability to update their page.
 - Gave each committee chair the ability to update pages related to their committee.
 - Details can be found [here](#).
- Added a page to the Events menu for our annual [Easter Egg Hunt](#). (Mostly pictures.)
- Moved "About" pages to be menu items (instead of the top level item).
- Updated renewal emails with membership chair's address and renewal process steps.

Members List

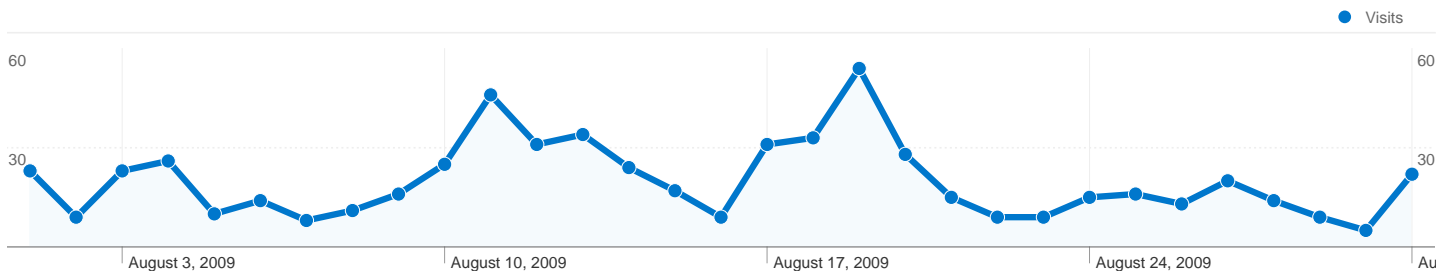
Current Membership totals.

Level	Total	Active	Renewal overdue	Lapsed	Pending			New in last	
					New	Renewal	Level change	7 days	30 days
Member (Senior Citizen)	54	54	10	-	-	-	-	-	-
Member (Senior with auto-renew)	2	2	1	-	-	-	-	-	-
Board Member	19	17	14	1	-	1	-	-	-
Member (Family with auto-renew)	11	11	-	-	-	-	-	-	-
Member (Family)	262	257	61	2	1	2	-	-	-
Total	349	342	86	3	1	3			

News Feed Subscribers

The numbers below reflect only the subscribers that subscribed through Feedburner.

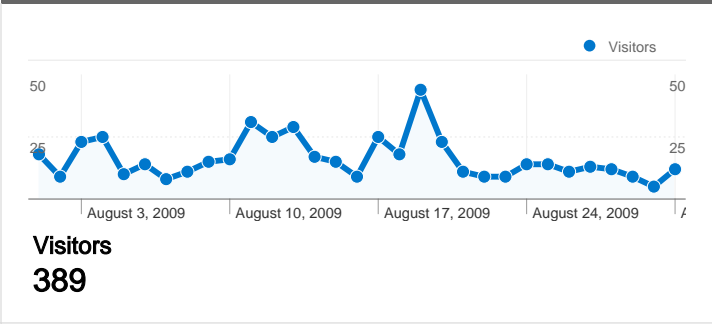
RSS Feed	Subscribers
CPNA News	36
CPNA Calendar	23



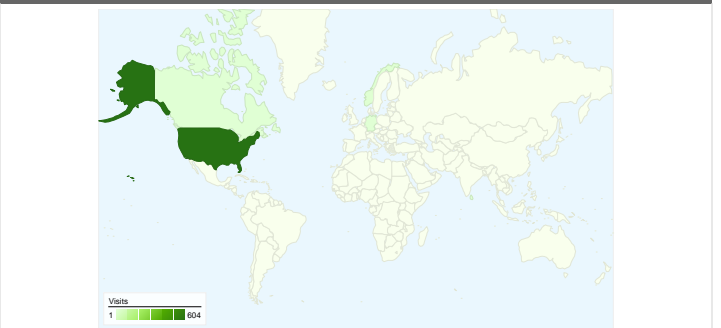
Site Usage

619 Visits
35.86% Bounce Rate
3,553 Pageviews
00:04:22 Avg. Time on Site
5.74 Pages/Visit
52.67% % New Visits

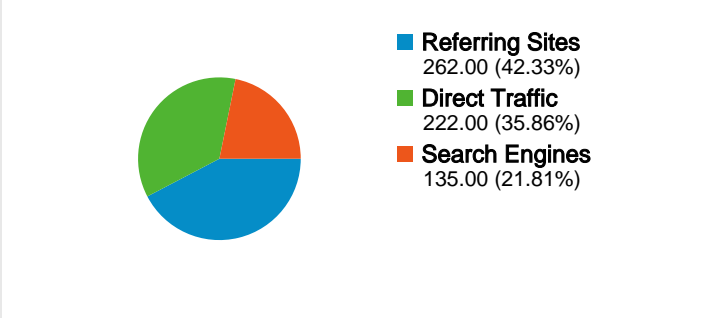
Visitors Overview



Map Overlay world

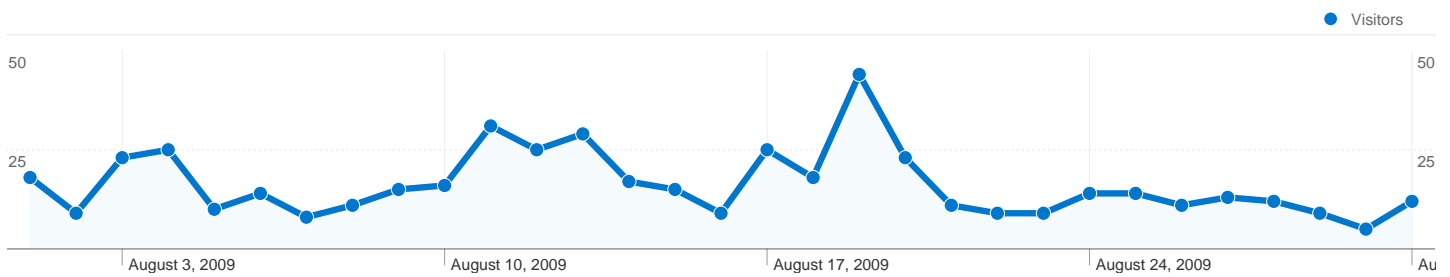


Traffic Sources Overview



Content Overview

Pages	Pageviews	% Pageviews
/	519	14.61%
/Default.aspx	137	3.86%
/forum_summary	119	3.35%
/board_forum	81	2.28%
/general_forum	75	2.11%



389 people visited this site

619 Visits

389 Absolute Unique Visitors

3,553 Pageviews

5.74 Average Pageviews

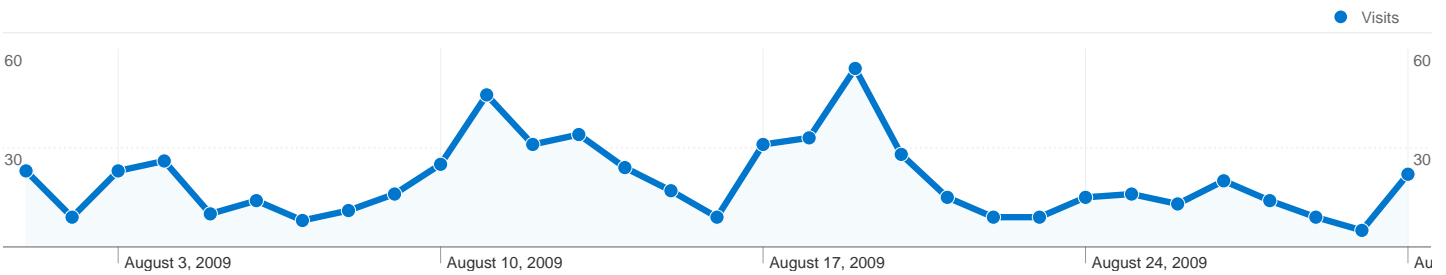
00:04:22 Time on Site

35.86% Bounce Rate




52.67% New Visits

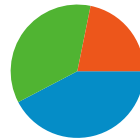
Technical Profile

Browser	Visits	% visits	Connection Speed	Visits	% visits
Internet Explorer	352	56.87%	Cable	353	57.03%
Firefox	145	23.42%	DSL	96	15.51%
Safari	60	9.69%	Unknown	78	12.60%
Chrome	59	9.53%	T1	50	8.08%
Mozilla Compatible Agent	2	0.32%	Dialup	31	5.01%



All traffic sources sent a total of 619 visits

-  **35.86%** Direct Traffic
-  **42.33%** Referring Sites
-  **21.81%** Search Engines

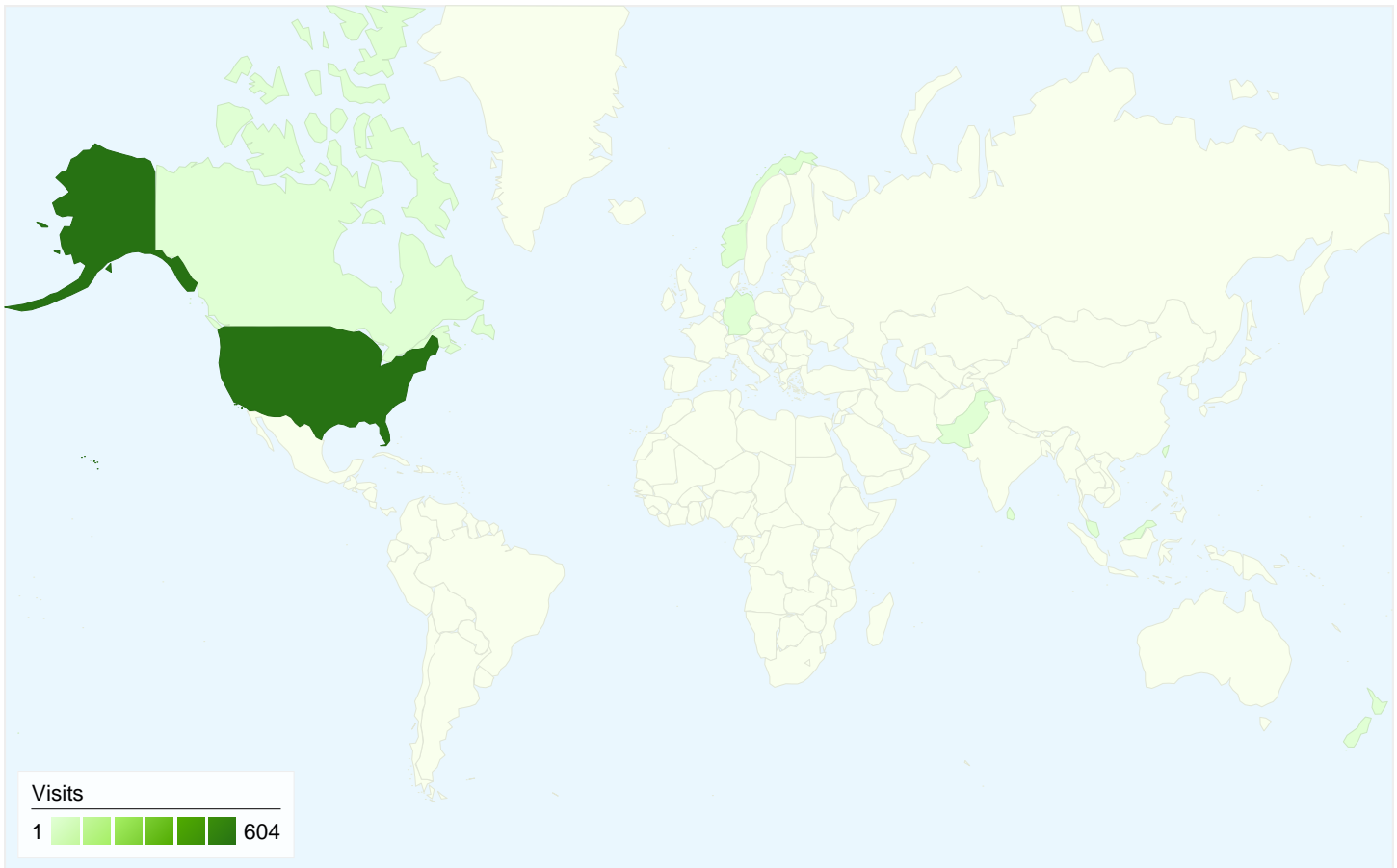


- **Referring Sites**
262.00 (42.33%)
- **Direct Traffic**
222.00 (35.86%)
- **Search Engines**
135.00 (21.81%)

Top Traffic Sources

Sources	Visits	% visits
(direct) ((none))	222	35.86%
collegeparkorlando.org	72	11.63%
google (organic)	53	8.56%
google.com (referral)	53	8.56%
yahoo (organic)	51	8.24%

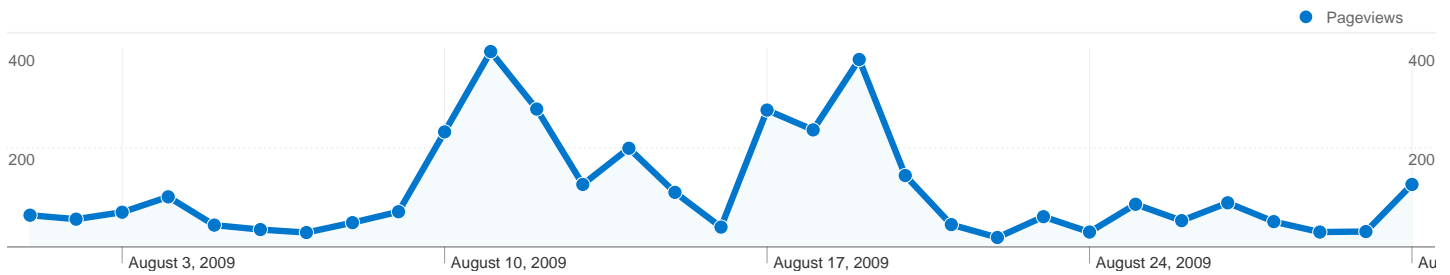
Keywords	Visits	% visits
college park orlando	26	19.26%
college park neighborhood	15	11.11%
college park florida	4	2.96%
meeting minutes	4	2.96%
college park neighborhood	3	2.22%



619 visits came from 9 countries/territories

Site Usage

Country/Territory	Visits	Pages/Visit	Avg. Time on Site	% New Visits	Bounce Rate
United States	604	5.80	00:04:25	51.99%	35.10%
Norway	6	6.17	00:05:23	66.67%	50.00%
Canada	2	2.50	00:02:25	100.00%	50.00%
Germany	2	1.00	00:00:00	100.00%	100.00%
Sri Lanka	1	1.00	00:00:00	100.00%	100.00%
Taiwan	1	1.00	00:00:00	100.00%	100.00%
Malaysia	1	1.00	00:00:00	100.00%	100.00%
New Zealand	1	2.00	00:00:30	100.00%	0.00%
Pakistan	1	1.00	00:00:00	100.00%	100.00%



Pages on this site were viewed a total of 3,553 times

3,553 Pageviews

2,575 Unique Views

35.86% Bounce Rate

Top Content

Pages	Pageviews	% Pageviews
/	519	14.61%
/Default.aspx	137	3.86%
/forum_summary	119	3.35%
/board_forum	81	2.28%
/general_forum	75	2.11%