

April, 2009 CPNA Web Report

Web Site Updates

Since the last report, new features are:

- Changed the front page to two column to make the Calendar more prominent.

Members List

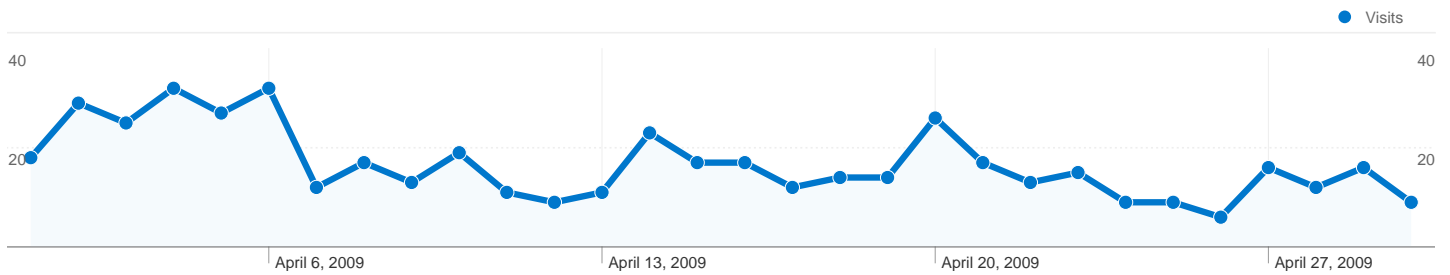
Current Membership totals.

Level	Total	Active	Renewal overdue	Lapsed	Pending			New in last	
					New	Renewal	Level change	7 days	30 days
Member (Senior Citizen)	54	54	-	-	-	-	-	1	3
Member (Senior with auto-renew)	2	2	-	-	-	-	-	-	-
Board Member	19	18	2	1	-	-	-	-	-
Member (Family with auto-renew)	9	9	-	-	-	-	-	-	-
Member (Family)	246	243	1	1	2	-	-	20	70
Total	331	327	3	2	2	-	-	21	73
Archived	348								

News Feed Subscribers

Note that the numbers below reflect only the subscribers that subscribed through Feedburner.

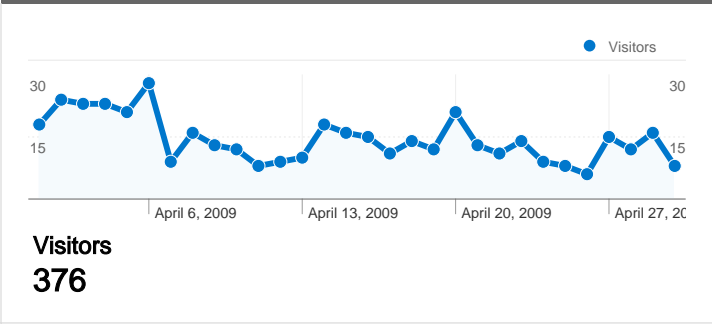
RSS Feed	Number of Subscribers
CPNA News	35
CPNA Calendar	18



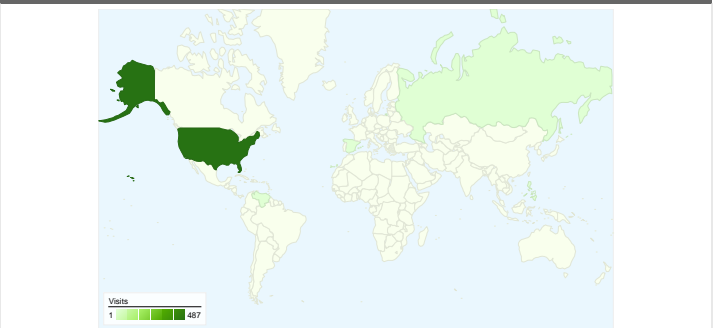
Site Usage

500 Visits	44.40% Bounce Rate
1,602 Pageviews	00:01:53 Avg. Time on Site
3.20 Pages/Visit	65.80% % New Visits

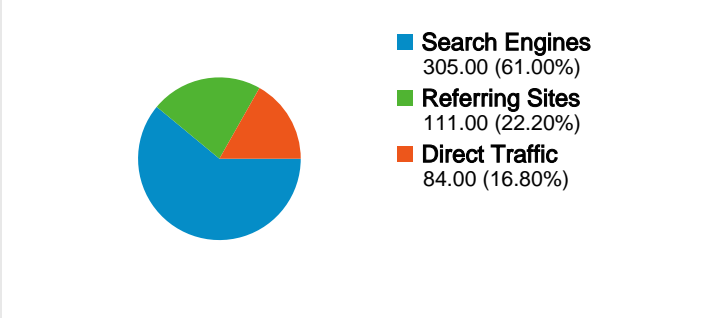
Visitors Overview



Map Overlay world

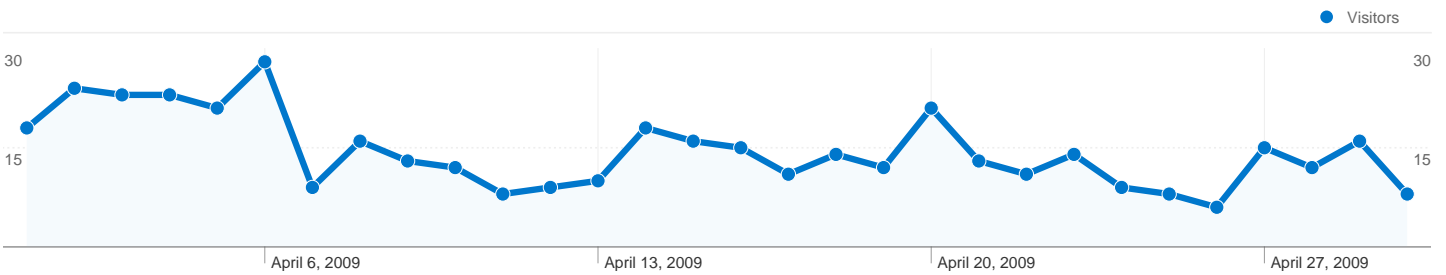


Traffic Sources Overview



Content Overview

Pages	Pageviews	% Pageviews
/	499	31.15%
/calendar	59	3.68%
/parks	59	3.68%
/general_forum	45	2.81%
/history	40	2.50%



376 people visited this site

500 Visits

376 Absolute Unique Visitors

1,602 Pageviews

3.20 Average Pageviews

00:01:53 Time on Site

44.40% Bounce Rate

65.80% New Visits

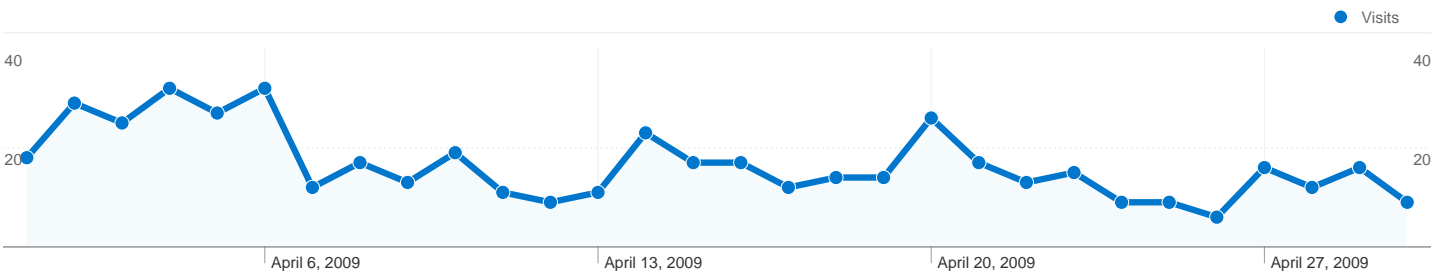
Technical Profile

Browser	Visits	% visits
Internet Explorer	294	58.80%
Firefox	94	18.80%
Chrome	63	12.60%
Safari	49	9.80%




Connection Speed	Visits	% visits
Cable	272	54.40%
Unknown	88	17.60%
DSL	75	15.00%
T1	43	8.60%
Dialup	18	3.60%

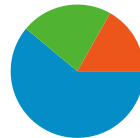
Traffic Sources Overview




Comparing to: Site



All traffic sources sent a total of 500 visits

-  **16.80%** Direct Traffic
-  **22.20%** Referring Sites
-  **61.00%** Search Engines

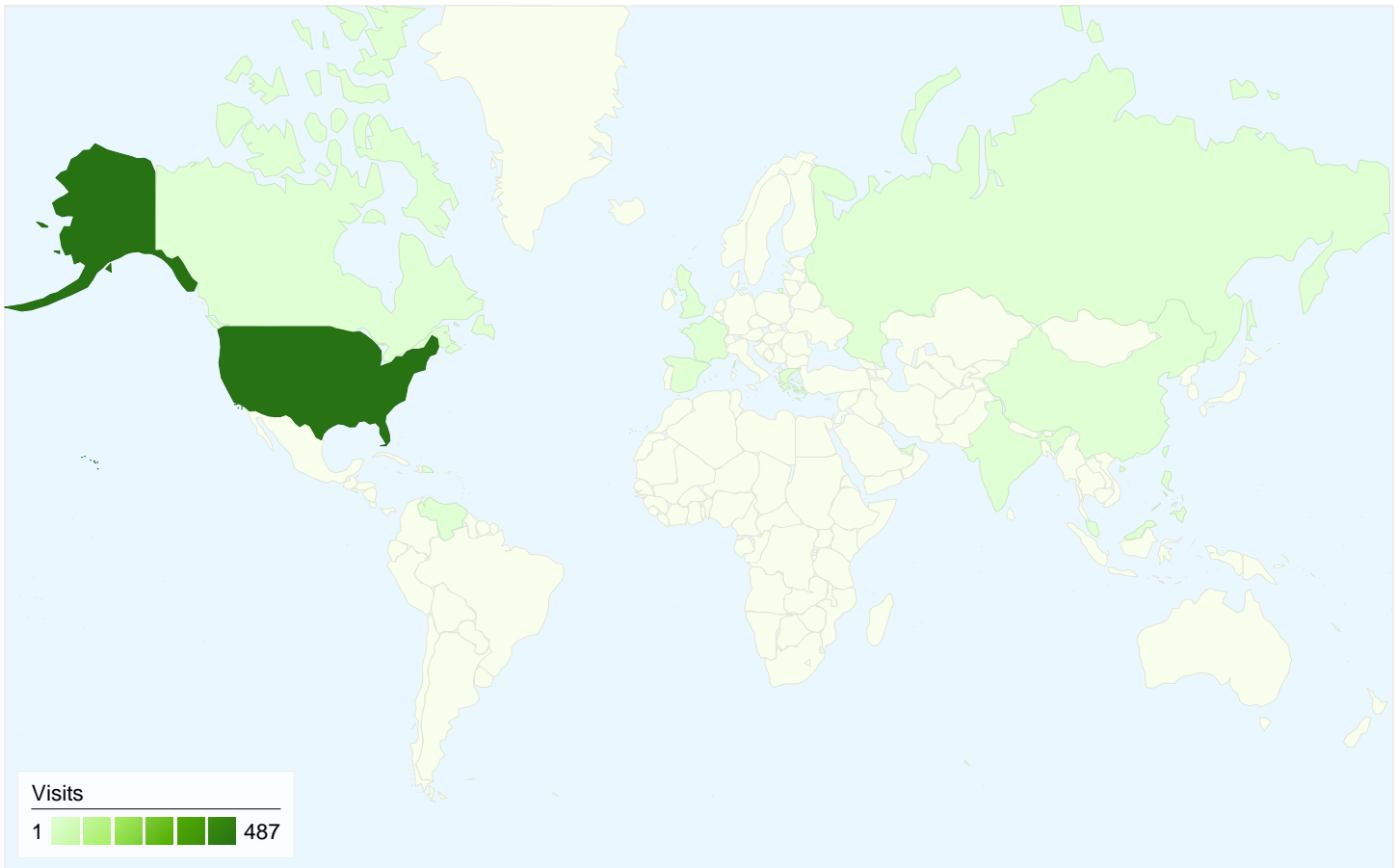


-  **Search Engines**
305.00 (61.00%)
-  **Referring Sites**
111.00 (22.20%)
-  **Direct Traffic**
84.00 (16.80%)

Top Traffic Sources

Sources	Visits	% visits
google (organic)	207	41.40%
(direct) ((none))	84	16.80%
yahoo (organic)	71	14.20%
en.wikipedia.org (referral)	40	8.00%
msn (organic)	13	2.60%

Keywords	Visits	% visits
college park orlando	63	20.66%
sunday in the park	58	19.02%
college park neighborhood	28	9.18%
edgewater drive task force	17	5.57%
college park florida	14	4.59%

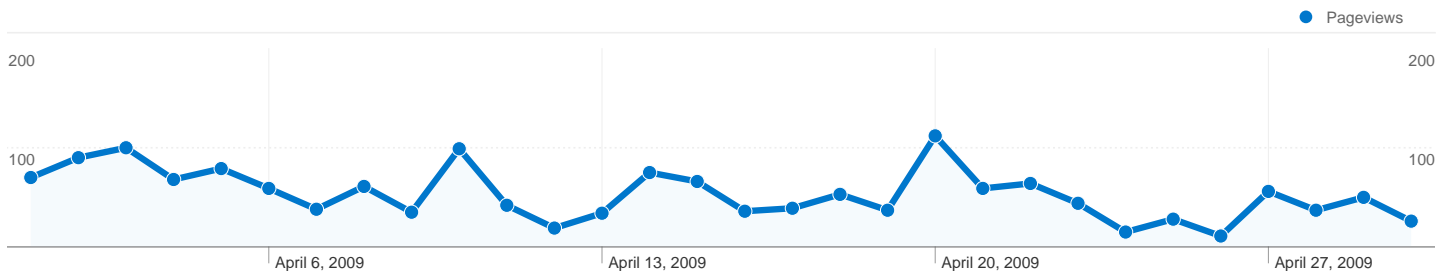


500 visits came from 14 countries/territories

Site Usage

Country/Territory	Visits	Pages/Visit	Avg. Time on Site	% New Visits	Bounce Rate
United States	487	3.25	00:01:56	64.68%	43.53%
Philippines	1	1.00	00:00:00	100.00%	100.00%
Russia	1	1.00	00:00:00	100.00%	100.00%
Spain	1	1.00	00:00:00	100.00%	100.00%
Venezuela	1	1.00	00:00:00	100.00%	100.00%
Canada	1	1.00	00:00:00	100.00%	100.00%
France	1	3.00	00:00:19	100.00%	0.00%
India	1	2.00	00:02:05	100.00%	0.00%
Greece	1	1.00	00:00:00	100.00%	100.00%

United Kingdom	1	1.00	00:00:00	100.00%	100.00%
					1 - 10 of 14



Pages on this site were viewed a total of 1,602 times

 1,602 Pageviews

 1,261 Unique Views

 44.40% Bounce Rate

Top Content

Pages	Pageviews	% Pageviews
/	499	31.15%
/calendar	59	3.68%
/parks	59	3.68%
/general_forum	45	2.81%
/history	40	2.50%